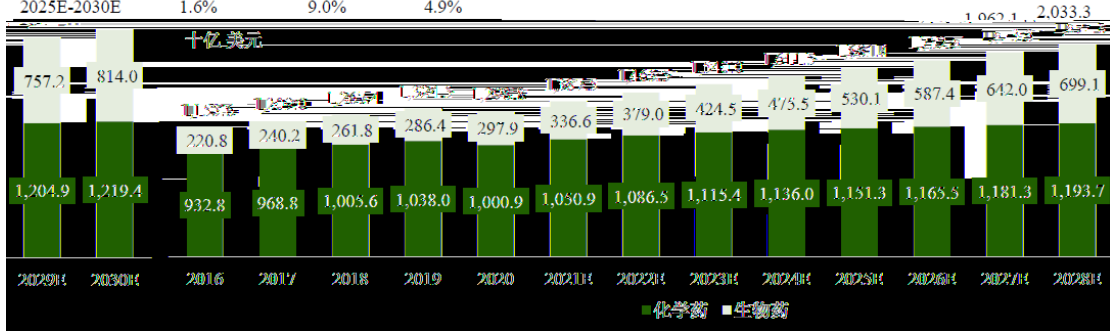


1-7



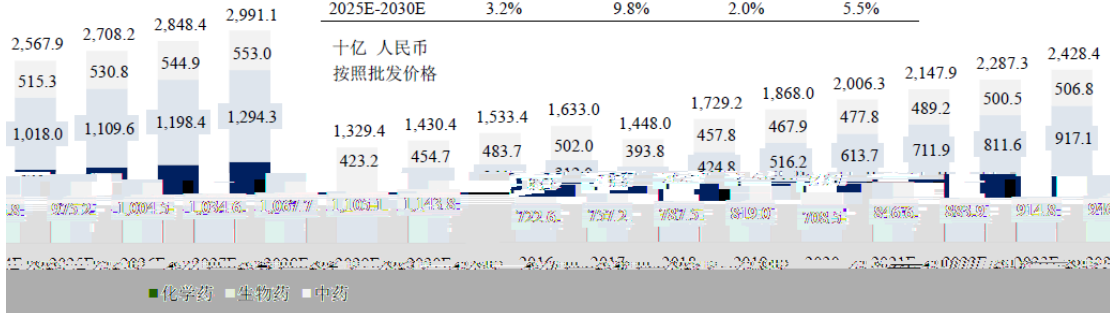
2016-2030

年复合增长率	化学药	生物药	总计
2016-2020	1.8%	7.8%	3.0%
2020-2025E	2.8%	12.2%	5.3%
2025E-2030E	1.6%	9.0%	4.9%



2016-2030

年复合增长率	化学药	生物药	中药	总计
2016-2020	-0.5%	17.1%	-1.8%	2.2%
2020-2025E	6.6%	18.6%	4.9%	9.6%
2025E-2030E	3.2%	9.8%	2.0%	5.5%

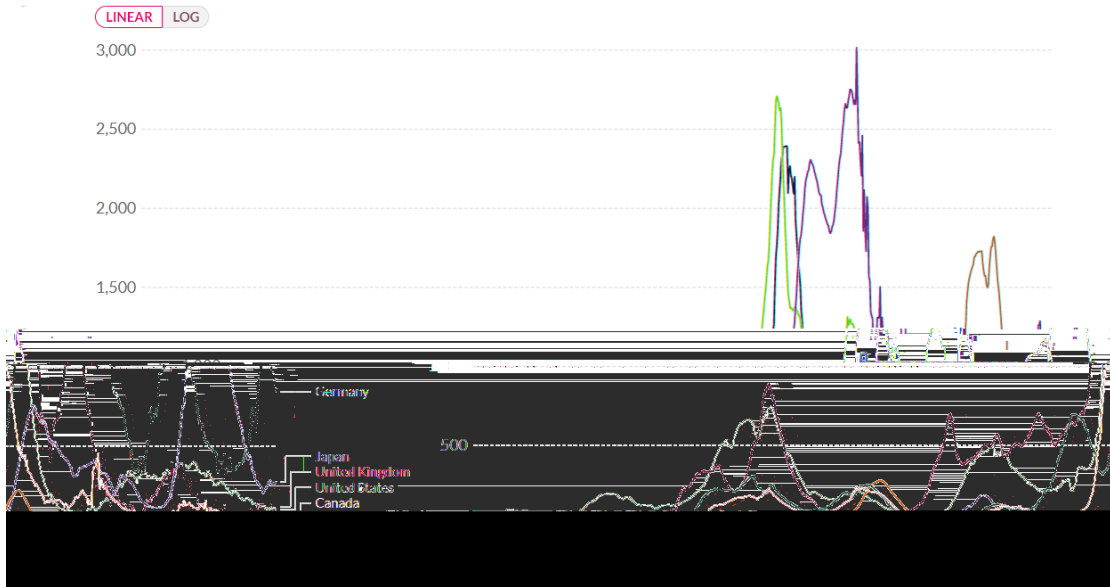


2019

RNA

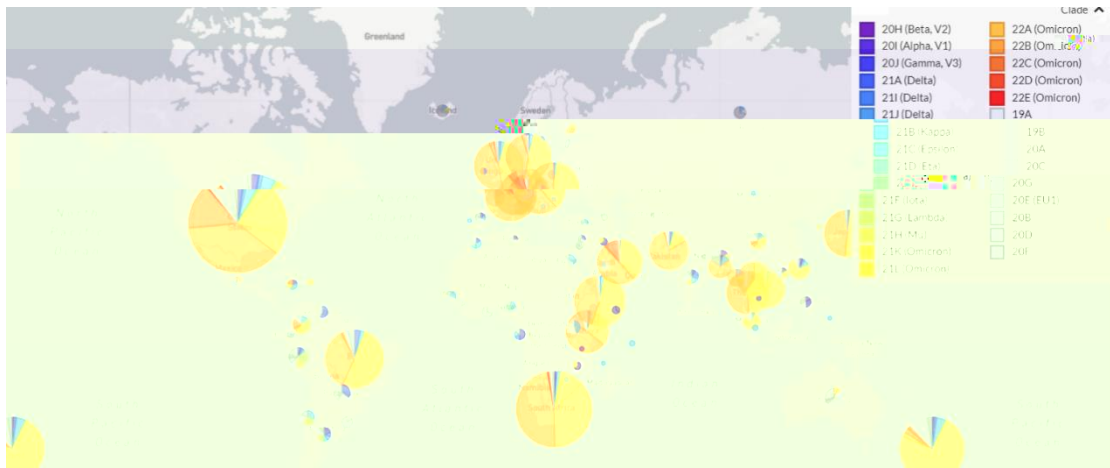
Daily new confirmed COVID-19 cases per million people

7-day rolling average. Due to limited testing, the number of confirmed cases is lower than the true number of infections.



2022 5

BA.4/BA.5



+

