

300436

2022038

2021

--	--	--	--

1

			300436
	B 10 B 89	10 B 89	B
	0591-38305364	0591-38305364	
	0591-38305333	0591-38305333	
	linxiaohui@cosunter.com	wangq@cosunter.com	

2

2021

20

2021

2021

37,044.22

-3,488.66

1

6,898.95

2,151.76

GST-HG171

PCC

GST-HG171

c-Met

GST-HG161

I

Ib

3

GST-HG141

Ia

Ib

GST-HG141

GST-HG141

II

II

GST-HG131 Ia

GST-HG151

2022 3 11

GST-HG121

I

2

GST-HG161 GST-HG151 GST-HG141 GST-HG131 GST-HG121

George Zhang

John Wei-Zhong Mao

3

2020 10			
[2020]2748	2021 6	18,777,000	514,489,800.00
	14,905,660.38	499,584,139.62	2021 7 9

2022 6 GMP

GST-HG171

4

5

2021 6

B2B/O2O

1

1.1

1

-

-

2021

2019 9


25

2019

12

2020 1

2020 4



2

2021




3

2022 4 13

ED

ED



久哥®
他达拉非片

4

2021

(2019

)

2016

2018

2016ESC/EAS



1.2

sofosbuvir 1

2017 9

2018

34494 36170

2019 8

2020

2020 12 14

CDE

4

2015

GST-HG131/GST-HG121 GST-HG141

2017

AASLD

EASL

GST-HG141

HBVcccDNA

First in class

MOA II

GST-HG141 2019 11

Ia Ib

Ib

GST-HG141

GST-HG14 II

GST-HG141

TAF

CHB

CDE

GST-HG141

II GST-HG141

PCT

16

GST-HG131

First-in-Class

HBV-RNA

HBsAg

GST-HG131

2020 3

HBsAg

I

PI Ia

GST-HG131

PCT

GST-HG121

RNA

HBsAg

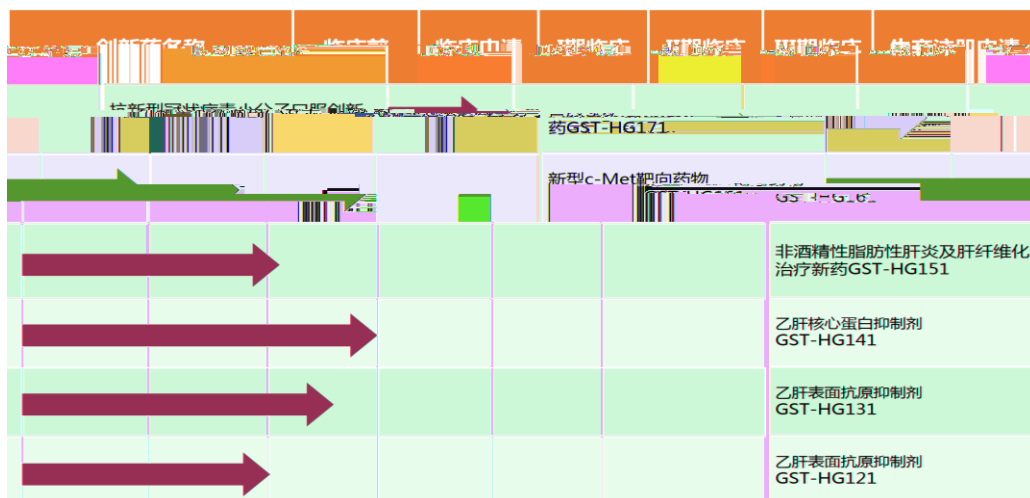
2020 6

2020 9

GST-HG121

PCT

16



1

GST-HG171

2

GST-HG161 GST-HG141 GST-HG131

10.81%

(IQVIA) 2011 680 2021 1,690 1,000
, 3.8% 5
350 2026 2,050
2022 -2026 10.4%
3%
+
2
2015 62.6%
3.9%
2020
113 4
1
HBV
2019 2.96
82 2019 3040
10% 660 22%
150
2019 7,000 2,000 3,000 5% 6%
19% 11%
2018
2017 2016 280 2015
170
80%

2

HCV 5800
 150 2019 29
 95%
 2019 HCV 560
 HCV 1,000 2019
 16.0153/10
 1
 2017 9

3

NAFLD
 NASH NAFLD NAFLD
 NAFLD 6.3 45 10 30 NASH
 NAFLD >25 MetS NAFLD
 NAFLD
 NASH (HCC) HBV
 NAFLD
 NAFLD NASH Nature
 Reviews Drug Discovery NASH 2025
 150

4

Chinese Medical Journal Changing profiles of cancer burden worldwide and in China: a
 secondary analysis of the global cancer statistics 2020 2020 1,930 1,000
 58% 50%
 2018 2020
 / 80 2020
 2015 37 2020 41 2015 32.6
 2020 39.1

5

drug-induced liver injury DILI
 TCM-NM-HP-DS

/

DILI
1,100

ADR

NSAIDs

TCM-NM-HP-DS

DILI

23.80/10

DILI

DILI

20%

DILI

DILI

3

2019

WHO

WHO s

RESPONSE TO COVID-19

2021 Annual Report

2020 12

COVID-19

8400

COVID-19

190

2022 3

4.58

600

2022 3 31 24

31

29306

66

117159

4638

151103

20

2337175

378105

2020

2

+

4

5

3

1

	2021	2020		2019
	1,446,766,520.34	1,005,780,979.42	43.85%	895,878,350.99
	1,043,355,057.64	576,597,504.24	80.95%	565,575,598.98
	2021	2020		2019
	370,442,190.29	368,489,433.97	0.53%	414,866,330.97
	-34,886,550.27	14,824,518.08	-335.33%	10,741,879.19
	-46,076,269.97	1,470,888.36	-3,232.55%	-3,534,179.57
	-17,764,779.27	15,597,456.96	-213.90%	33,988,140.40
/	-0.2335	0.1059	-320.49%	0.08
/	-0.2335	0.1056	-321.12%	0.08
	-4.40%	2.60%	-7.00%	2.08%

2

	94,929,591.85	78,387,599.30	97,744,325.87	99,380,673.27
	1,770,052.55	-18,867,548.90	-3,434,423.19	-14,354,630.71
	-984,382.15	-22,602,547.80	-5,046,217.39	-17,443,122.63
	3,118,900.02	-15,975,075.60	4,118,446.92	-9,027,050.59

4

1

10

	22,412	27,156	0	0
--	--------	--------	---	---

		8.57%	13,614,866	0	6,000,000
		8.53%	13,536,700	0	
		5.05%	8,025,000	-2,100,000	
		4.72%	7,500,000	0	
19	E1	4.53%	7,200,000	0	
19	E2	3.46%	5,500,000	0	
		3.45%	5,474,452	5,474,452	
	6	2.00%	3,175,182	3,175,182	
		1.11%	1,769,927	933,327	
	1 E2	19	E1 2019	19	2

2

10

3



5

1	A				
	[2020]2748	2021 6 19		18,777,000	
514,489,800.00		14,905,660.38		499,584,139.62	
				18,777,000	2021
7 9	140,000,000	158,777,000		140,000,000	158,777,000
	2022 1 10				
2					
3			2020 12 21		
			2021 1 6		2021
4					
			2022 2 -3		
	22,400	908,646			
5					
2021 3 22		5%			
	15	6			2,100,000
		2,100,000		1.3226%	
2021 7 6					

-10.59%