

300436



A

1	A	2017 7 25	
	2018 3 19		
2018 9 25		2018 12 4	
		2018 4 13	2017
2		100,000.00	A
		20%	
	2,824.2284	2,824.2284	
3			
4	5		

5

6

		A
		5

.....	7
.....	7
.....	7
.....	20
.....	20
.....	20
.....	23
.....	24
.....	24
.....	25
.....	25
.....	25
.....	36
.....	37
.....	38
.....	39
.....	39
.....	40
.....	40
.....	40
.....	44
.....	49

300436

2015 4

141,211,420

89 B 10 B

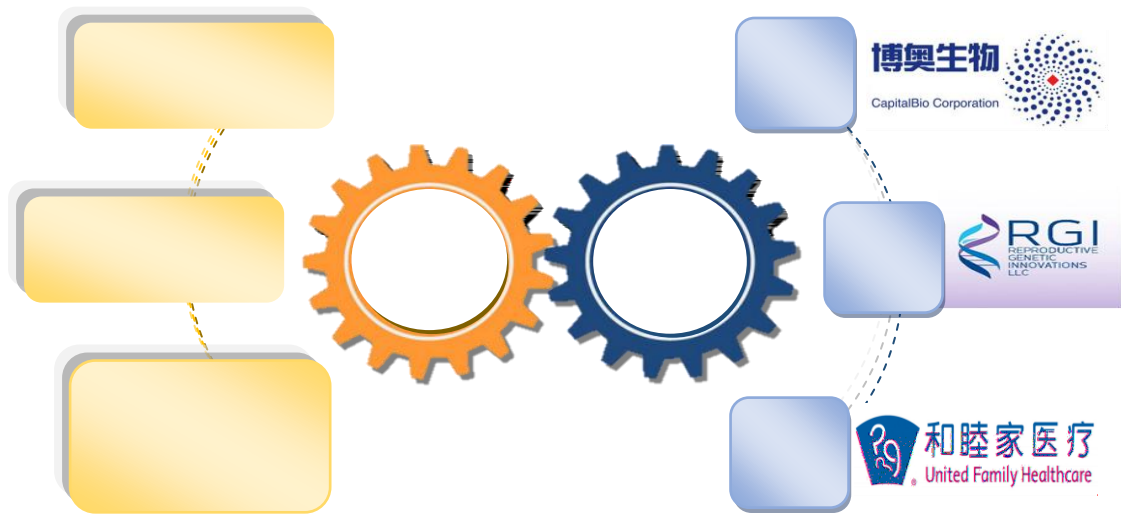
350003

0591-38305333

0591-38305305

niuniu@cosunter.com

RGI



1

1

1		50%
2		2020 90%
3		2020 10%
4		GMP 100

2015 26,703 2011 15,126
2020 15.30%
10%

2006-2015 年国内医药工业总产值及增长情况



IMS

2020

2

2015

450

2010

2017 6

ICH

8

2015

2010

GMP

IMS Health

Global

Medicines Use in 2020

2010

2015

2010

8,870

2015

60
GMP
2020
600
GMP
100
3
2016 3 5 NMPAA

GMP
2015 7

FDA

4

WHO
2.57
88.7

1 59

7.18%

9300

2,000

2015

20%

2011

68.81

2015

162.76

22.4%

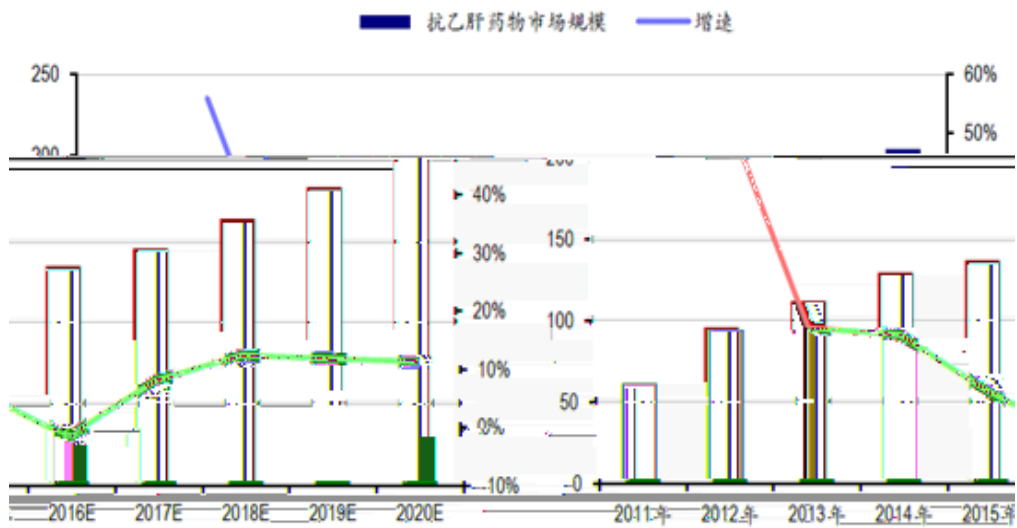
2020

200

2015

80%

2016-2020



2017 5

NMPA

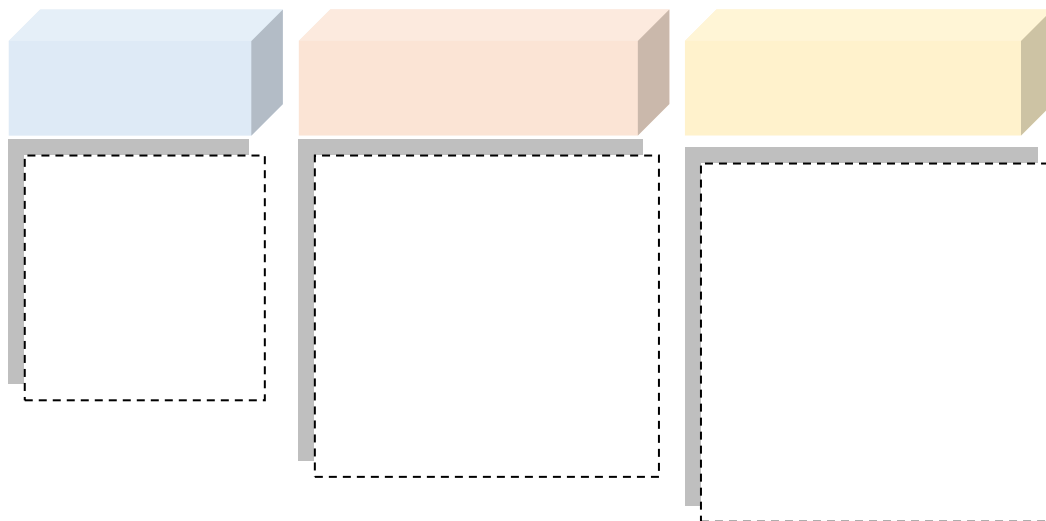
2

1

2030

2030

2016



2016

2017 5

2

2020

2015

12.9%

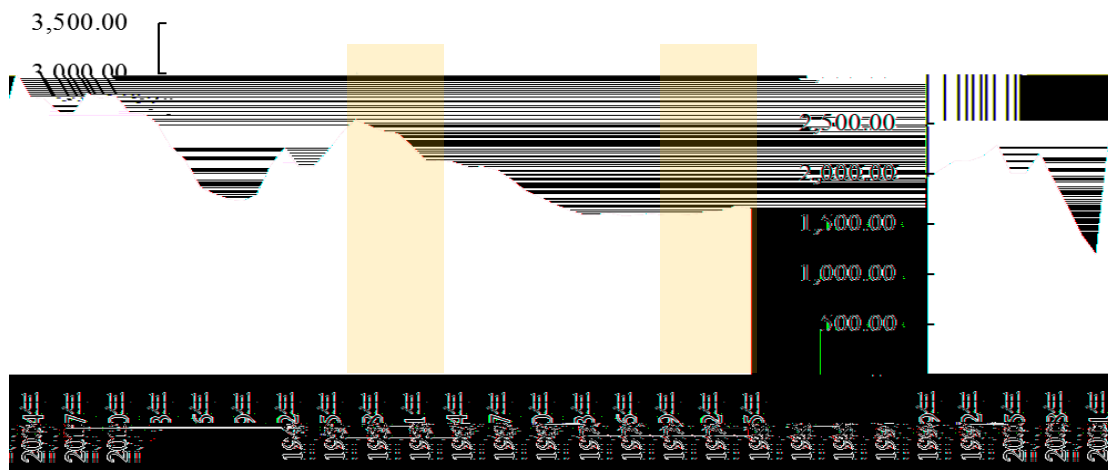
17%

1986

1990

1990

全国出生人口数量（万人）



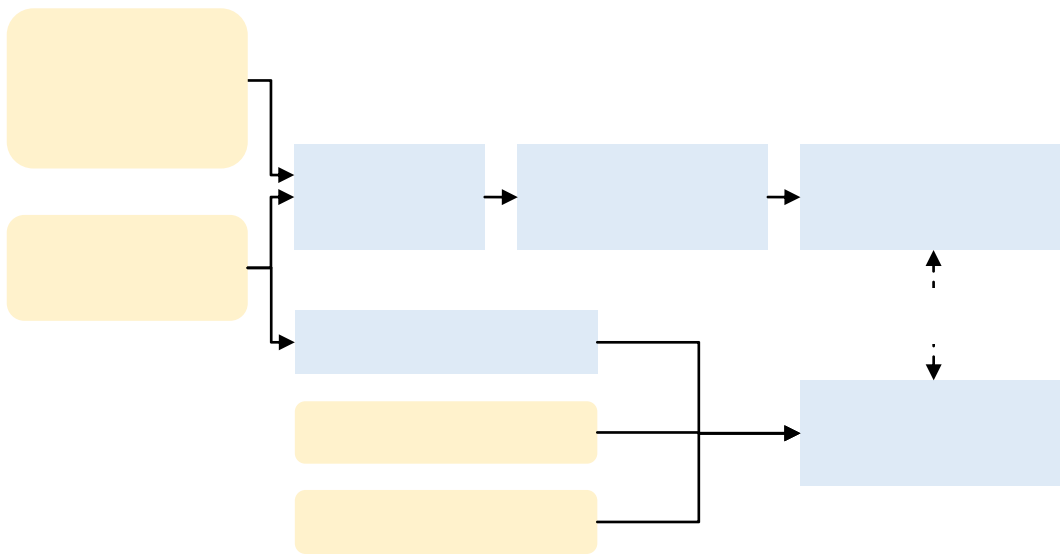
=

*

2

80

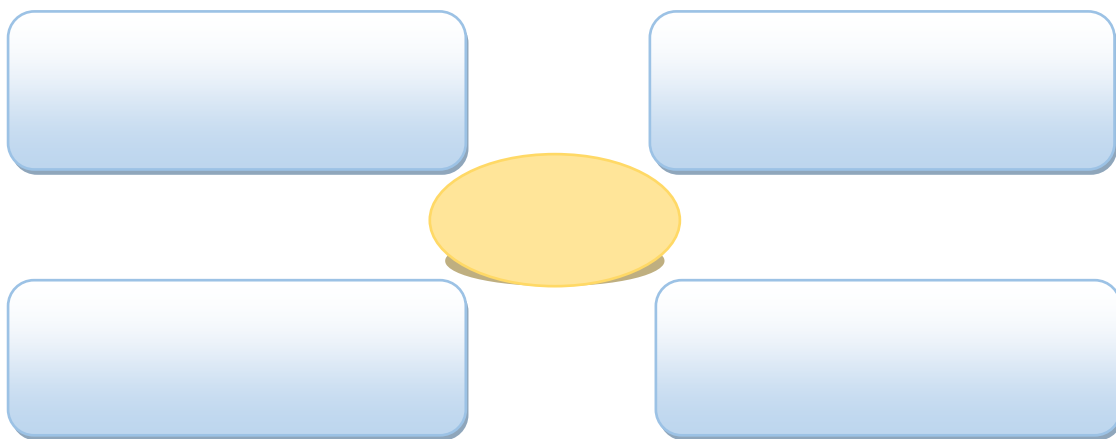
90



3

2010 1

1	2013 54	
2	2015-2020 2015 14	2015 0.52 2020 1.5
3	2015 38	10%
4	2015 45	
5	117 2015	2020 25%
6	2017 2017 50	



4

R

RGI

1

2 RGI

PGD

PGD

Dr. Yevy Verlinsky

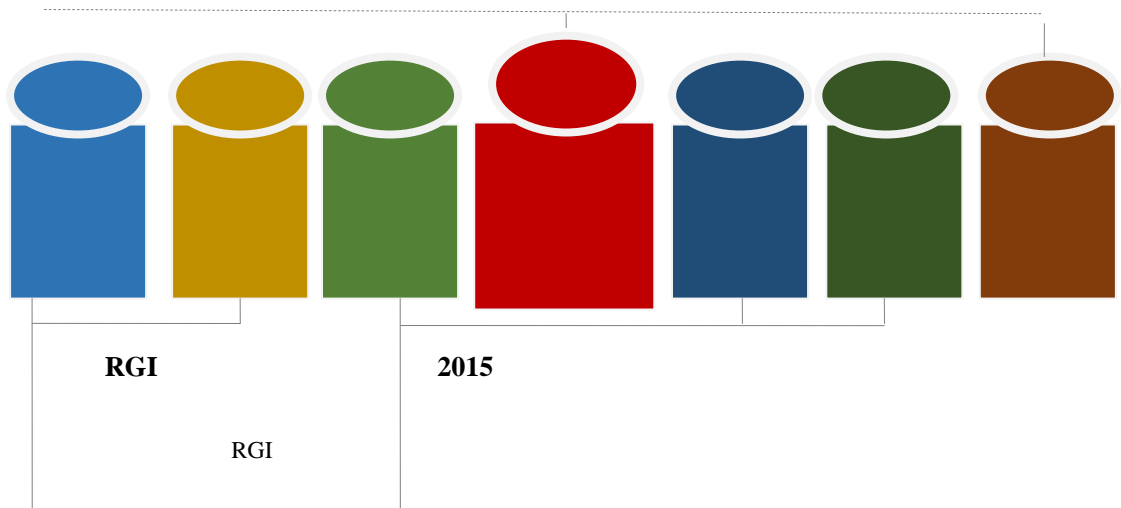
RGI

RGI

3

JCI

JCI CAP



2015

2017
RGI

RGI

1

FDA

GMP

2

RGI

5

2

A

1.00

A

5

2

A

90%

=

/

$$P_1 = P_0 - D$$

$$P_1 = P_0 / (1 + N)$$

$$P_1 = \frac{P_0 - D}{1 + N}$$

P_0

D

N

P_1

20%

2,824.2284

2,824.2284

$$Q_1 = Q_0 (1 + N)$$

Q_0

N

Q_1

100,000.00

1		59,863.12	50,000.00
2		58,299.77	50,000.00
		118,162.89	100,000.00

100,000.00

1		59,863.12	50,000.00
2		58,299.77	50,000.00
		118,162.89	100,000.00

1

FDA

GMP

2.5

2.5

/

58

/

2.5

5.99

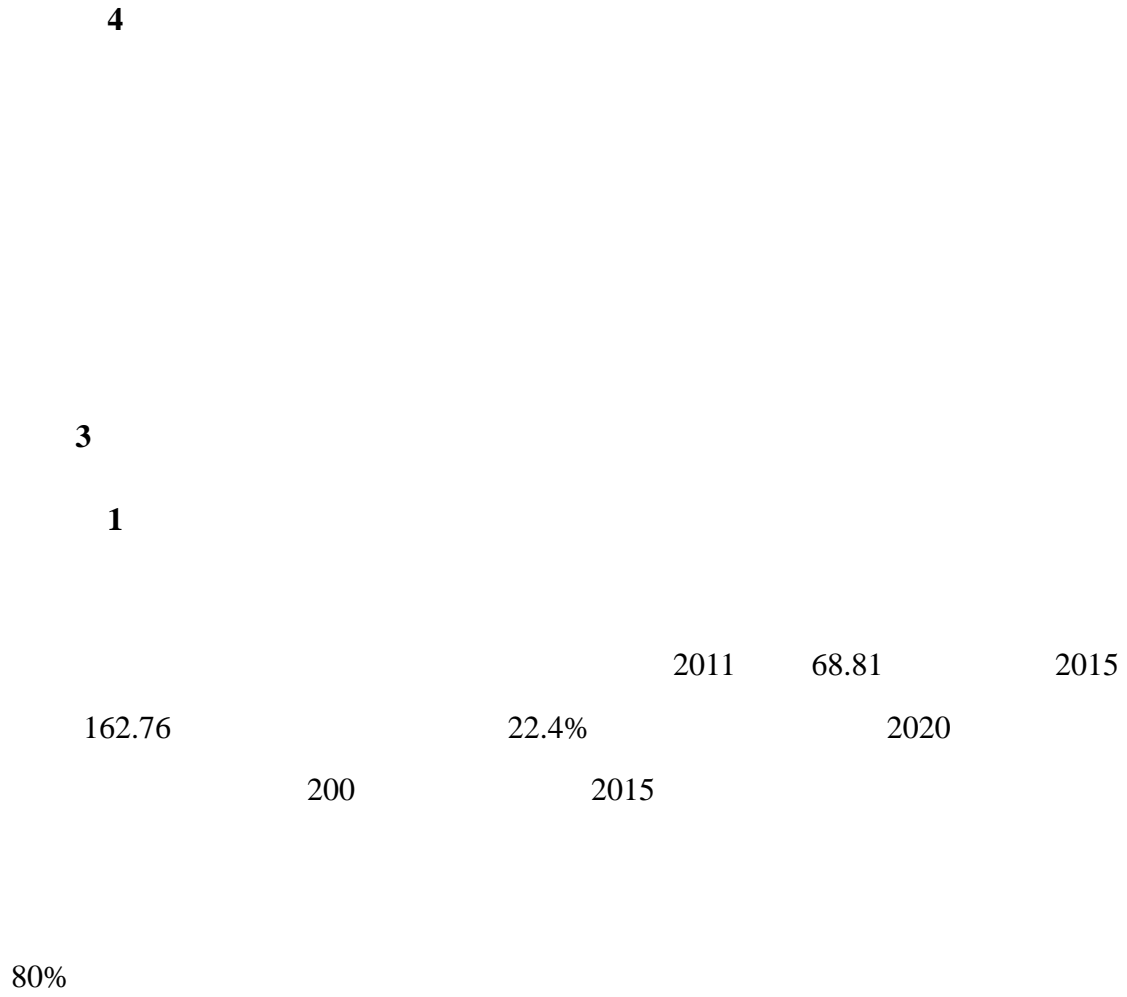
1	55,711.00	93.06%
1.1	50,331.44	84.08%
1.1.1	28,940.66	48.35%
1.1.2	21,390.78	35.73%
1.2	4,379.95	7.32%
1.3	999.62	1.67%
2	4,152.11	6.94%
3	59,863.12	100.00%

2

1

GMP

GMP



2

3

GMP

FDA

GMP

GMP

4

			2,626.06	
6,819.31	7,533.25	8.50%	21.80%	25.44%

40

4

5.99

2.5

12,515.21

17.4%

7.6

5

1

2

2017 8 30

2017 J07106

2017 8 24

2017 H02092

3

2017 12 29

2017 66

2017 12 20

2017 120

1

326

3

5.83

1	56,299.77	96.57%
1.1	51,492.65	88.32%
1.1.1	38,284.25	65.67%
1.1.2	13,208.40	22.66%
1.2	4,292.19	7.36%
1.3	514.93	0.88%
2	2,000.00	3.43%
3	58,299.77	100.00%

2

1

2015

2017

RGI

RGI

2

2016

2016

326

3

1

2016

2030

2016

2016

2030

2017

2015

10%

2015

2017

2017

2016

2016

2

1986

1990

3

2015

27

RGI

4

JCI

JCI CAP

4

5.83	3	
10,173.73	13.7%	9.8

5

2017 11 30		
2017 A07189	2017 11 27	

2017 45	2018 1 4	
2018 2		

/

Ä ¼ Ä" \!Q >|) œ L

N¶ û,¶ðe Nq €% ('\$"Ù œ ^Ú> È QO œ (&'X\$ M'\$"Ùè` a

2018 9 30

33.63%

1

4

	2015	2016	2017	2018	1-9		3.09
	3.13	2.96		2.86		1.03	
0.66		0.34	0.06				

2016 3

2012 2007 10 1

2018

2021

3

3

[2012]37
[2013]43

3

1

2

10%

50%

3

4

2

5

10%

80%

40%

20%

6

7

8

1

			%
2017	14,179,570.00	33,565,301.69	42.24
2016	35,468,925.00	66,413,000.53	53.41
2015	35,000,000.00	103,494,573.49	33.82
	84,648,495.00	203,472,875.71	41.60

10%

2

2018 3 19

2018-2020

2017

1

2

10%

3

4 2018 -2020

1

10%

80%

40%

20%

20%

5,000

2

5

2

6

2/3

1

2

3

20%

4

1

1 2018 12 31

2 2,824.2284 100,000.00

3

4

5

6 2015 2016 2017

10,349.46 6,641.30 3,356.53 2018

2017 -50% -30% 0%

30% 50% 2018 1,678.27

2,349.57 3,356.53 4,363.49 5,034.80

7 2018

2018

2018

2018 2017

-50% -30% 0% 30% 50%

	2017 /2017.12.31	2018 /2018.12.31
	14,179.57	16,945.37
		100,000.00
		2018 12 31
1 2018	2017	50%
	3,356.53	1,678.27
	2,917.24	1,458.62
	55,204.81	156,883.08
/	0.21	0.10
/	0.21	0.10
/	3.89	9.26
	6.43%	2.99%
	5.59%	2.60%
2 2018	2017	30%
	3,356.53	2,349.57
	2,917.24	2,042.07
	55,204.81	157,554.38
/	0.21	0.14
/	0.21	0.15
/	3.89	9.30
	6.43%	4.17%
	5.59%	3.62%
3 2018	2017	
	3,356.53	3,356.53
	2,917.24	2,917.24
	55,204.81	158,561.34
/	0.21	0.21
/	0.21	0.21
/	3.89	9.36
	6.43%	5.90%
	5.59%	5.13%

			2017 /2017.12.31	2018 /2018.12.31
4	2018	2017	30%	
			3,356.53	4,363.49
			2,917.24	3,792.42
			55,204.81	159,568.30
	/		0.21	0.27
	/		0.21	0.27
	/		3.89	9.42
			6.43%	7.60%
			5.59%	6.61%
5	2018	2017	50%	
			3,356.53	5,034.80
			2,917.24	4,375.87
			55,204.81	160,239.61
	/		0.21	0.31
	/		0.21	0.31
	/		3.89	9.46
			6.43%	8.72%
			5.59%	7.58%

1

2

9

2

1

2

3

4

3

[2013]43

2018 -2020

3

1

2

3

4

5

4

/

/

/

/

/

2018 12 4