



A

2018 11 6

181557

RGI		Reproductive Genetic Innovations, LLC
BE		
CDE		
		5
		2015 2016 2017 2018 1 9

1	4
2	29
3	81
4	105
5	111
6	117
7	121
8	126
9	133
10	141

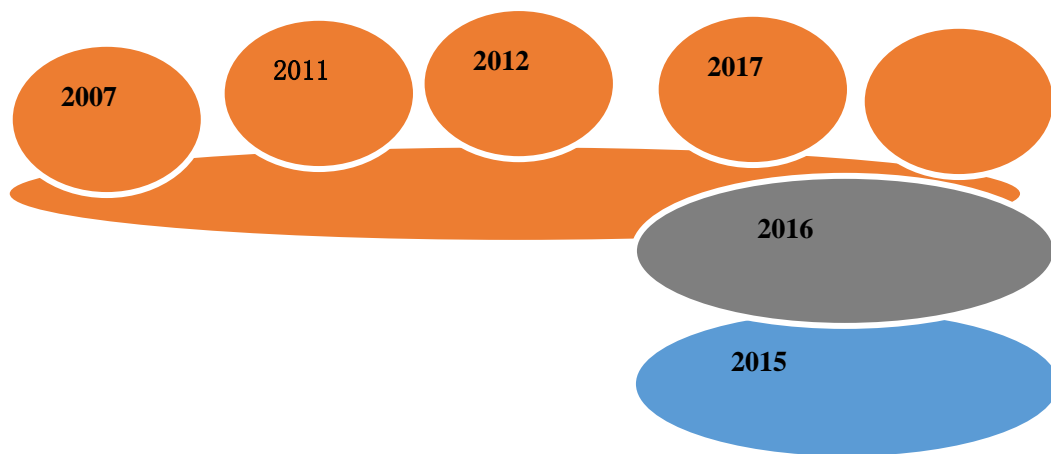
1	2015	1
		2
		3
	GMP	
	4	

【发行人说明】

2007

2015

RGI



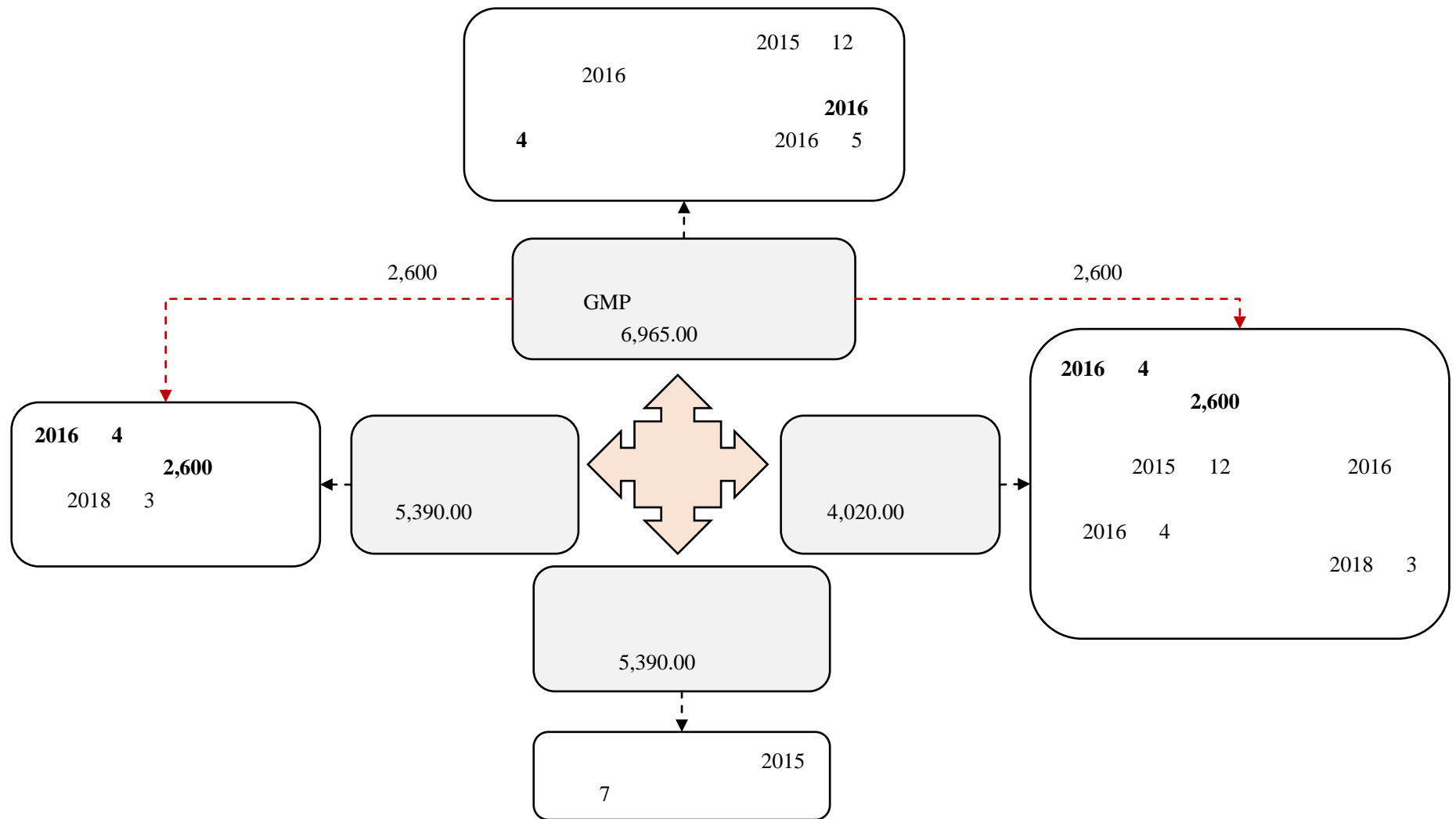
75

47

15

31

62



2015 4

1	GMP	2015 12	2016	36	-
		2016 4	2016 5	36	2016 4
2		2015 12	2016	18	-
		2016 4	2018 3		2016 4
3		7	2015	18	-
4		2018 3		42	2016 4
5				-	-

2016 4

2018 8

		2016 4	2018 8
1	GMP	5,200	530.27
2		2,600.00 GMP	-
3		-	3,076.01

4

2016 4

1 GMP

1

6,965

1,765

	GMP	2010

1		2,693.00	700.00	700.00
2		2,975.00	1,000.00	1,000.00
3		262.00	25.00	25.00
4		535.00	40.00	40.00
5		500.00	-	-
		6,965.00	1,765.00	1,765.00

5,200.00

2016 4

GMP

[2016]J07014

2

2011 2

<

> 2010

[2011]101

101

2011 3

1


2010 GMP

GMP

2015 12 31

2004

2009	GMP	GMP	101
2015 12		GMP	GMP
	GMP		101
GMP	IPO		
2011		2012	IPO
	GMP		
			2014
			2014 10
	GMP	GMP	
2015 8			
2016 3			
	2016		
		2016	
	2016		



2			
1	4,020	10,350	
6,620			
		10,350.00	2,600.00
		GMP	
	A		
	B		

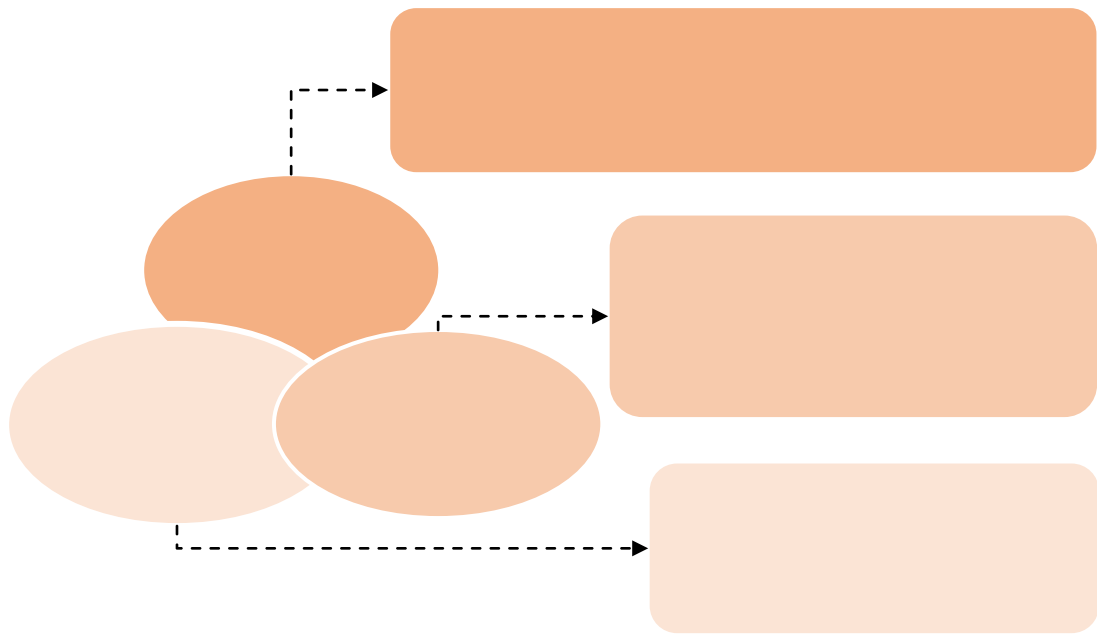
1		0	7,550.00	5,050.00
2		2,375.00	1,800.00	600.00
3		270.00	170.00	170.00
4		800.00	700.00	700.00
5		545.00	100.00	100.00
6		30.00	30.00	0
		4,020.00	10,350.00	6,620.00

2016 4

[2016]J07016

2

2016



3

1

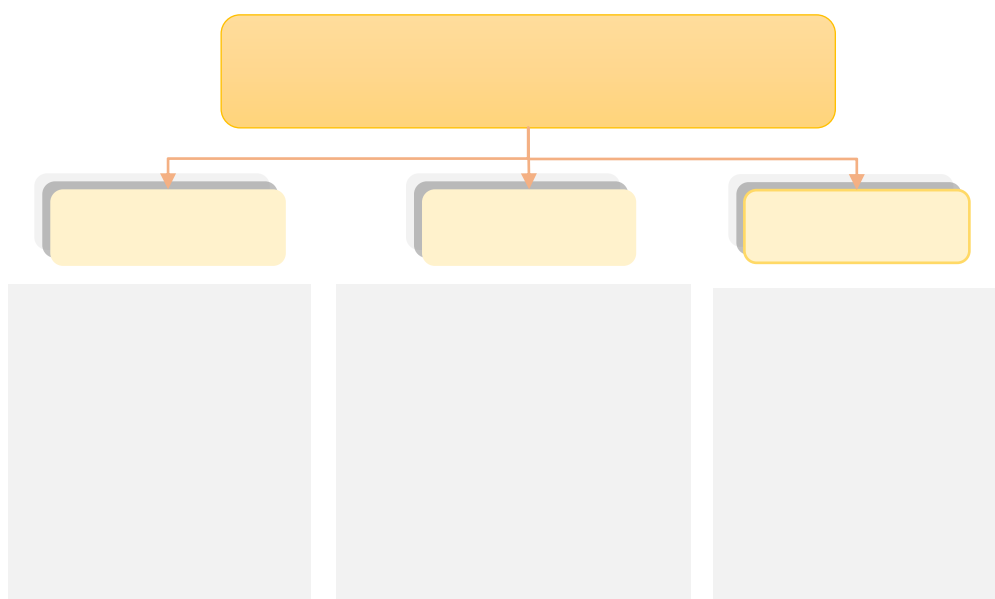
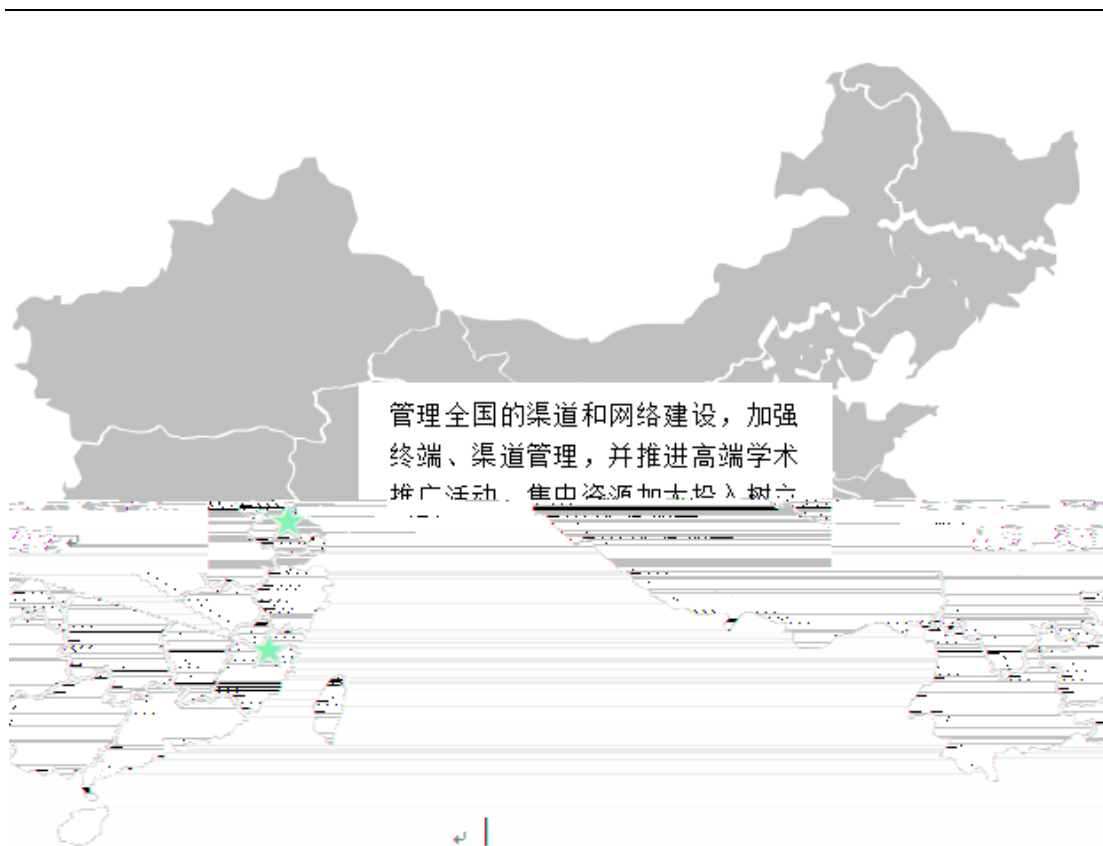
5,390

10,980

7,990

		10,980.00	
5,390.00	2,600.00		GMP
	A		
		GSP	
	B		3,000.00







1 2016 4

2016 4

1	2016 4		
2	2016 5	2016	2016

2 2018 8

2018 8

1	2018 8		
2	2018 9	2018	2018

GMP


GMP

GMP

	2010 GMP	41.20%
		4.98
		21,800
		7,977.05

2016 5

	6,965.00		1,765.00



2007

2015

19

RGI

IPO

+

	2014	1	2015	2016	2017	2018	1-9 2
	8,376.78	5,576.14	10,349.46	6,641.30	3,356.53		563.22
	1,507.45	5,155.75	2,249.14	6,080.68	5,886.62		5,117.64
+	9,884.23	10,731.89	12,598.60	12,721.98	9,243.15		5,680.86
4 3	0	2,447.56	0	3,608.85	3,162.87		2,406.63
4	0	582.41	7.53	445.18	857.81		873.53
+4 +	8,376.78	8,606.11	10,356.99	10,695.33	7,377.20		3,843.39

1 2015 2018 1-9
2

1

2

1

4

GST-HG13 1	GST-HG131 GST-HG141	1 HBV	PCC API
GST-HG14 1		2	PCC
GST-HG15 1		1 EMA (NAFLD) FDA (NASH)	2018 8 2018 9 6 Pre-IND Meeting 2018
		2 Gilead	2019
GST-HG16 1		1 Tepotinib EMD1214063 + Volitinib(AZD6094) Capmatinib(INC280)	2018 7 10
		2	24 24

2015

RGI

--	--	--

		2015	8		
		2016	7		
		2017	12		
				954	
		2017	7	RGI	RGI
		2017	10	11	
		2018	6		
				2017	7
				2018	3
				2018	11



2

1		
2		
3		

4		
---	--	--

	2014	2015	2016	2017	2018	1-9
	68	75	81	88	94	
	35	36	43	48	41	
	63	77	86	104	114	
	37	39	42	45	52	

+ /2

3

--	--	--

1

	2014	2015	2016	2017	2018 1-9
	3	3	1	6	7

4

	2014	2015	2016	2017	2018 1-9
	132	155	177	184	187
	9,043.88	13,294.13	14,654.96	18,305.47	18,985.82
	35.54%	43.03%	46.85%	61.82%	76.26%

+ /2

【保荐机构核查意见】

30

1

2

2018 11

3

GMP

4



	2	10	5
	5		
1			
	2		
3			4
		5	
			6
		2.5	/
58	/		
			7
8			

【发行人回复】

100,000.00

1		59,863.12	50,000.00
2		58,299.77	50,000.00

		118,162.89	100,000.00

1

FDA

GMP

2.5

2.5

/

58 /

5.99

1	55,711.00	93.06%
1.1	50,331.44	84.08%
1.1.1	28,940.66	48.35%
1.1.2	21,390.78	35.73%
1.2	4,379.95	7.32%
1.3	999.62	1.67%
2	4,152.11	6.94%
3	59,863.12	100.00%

32,710.45

27,152.67

1

FDA

GMP

1	29,516.89	88.64%

1.1	26,550.61	81.17%
1.1.1	14,955.23	45.72%
1.1.2	11,595.38	35.45%
1.2	2,444.30	7.47%
1.3	521.99	1.60%
2	3,193.96	9.76%
3	32,710.45	100.00%

2

FDA

1	26,194.11	96.47%
1.1	23,780.83	87.58%
1.1.1	13,985.43	51.51%
1.1.2	9,795.40	36.08%
1.2	1,935.65	7.13%
1.3	477.63	1.76%
2	958.15	3.53%
3	27,152.67	100.00%

2

1

32,710.45

14,955.23

11,595.38

2,444.30

521.99

3,193.96

A

	M ² / M		
	24,264.08	1,200 / M ²	2,911.69
	18,362.18		2,203.47
	2,008.28		240.99
	44,634.54		5,356.14
	44,634.54	180 / M ²	803.42
	25,817.06	150 M ²	387.26
	5,780.50	100 / M ²	57.81
	859	800 / M	68.72
			386.00
			7,059.35

B

	M ² / M		
	44,634.54	400 / M ²	1,785.38
	34,152.50	800 / M ²	2,732.20
	2,118.44	5000 / M	1,059.22
		*20%	2,319.08
			7,895.88

11,595.38

7,125.00

228.30

986.40

2,130.68

1,125.00

1			28	7,125.00
2			26	228.30

3			24	986.40
4			7	2,130.68
5		BMS	12	1,125.00
6			97	11,595.38

2,444.30

1,353.88

1,090.42

+

521.99

30%

3,193.96

2

27,152.67

13,985.43

9,795.40

1,935.65

477.63

958.15

A

2,511.36
486.72
1,139.76
4,137.84
613.19
515.40
45.60
143.60
250

593.40

542.58

940.70

			/	
1			365	5,085.02
2		IBC	98	2,633.70
3			15	593.40
4			30	542.58
5		--	16	940.70
6			524	9,795.40

1,935.65

912.06

1,023.59

+

477.64

30%

975.41

				m ² /	
2		3,554.15	m ²	24,067.10	1,476.77
3		3,231.55	m ²	6,268.19	5,155.47
		12,092.66	m ²	24,067.10	5,024.56
1		7,821.81	m ²	24,067.10	3,250.00
2		3,724.92	m ²	24,067.10	1,547.72
3		545.94	m ²	977.91	5,582.67
		700.28	m ²	2,534.65	2,762.81
1		519.60	m ²	2,534.65	2,050.00
2		180.67	m ²	2,534.65	712.81
		3,363.43	m ²	8,200.84	4,101.33
1		2,378.24	m ²	8,200.84	2,900.00
2		985.19	m ²	8,200.84	1,201.33
		984.07	m ²	1,680.42	5,856.07
1		386.50	m ²	1,680.42	2,300.00
2		219.47	m ²	1,680.42	1,306.07
3		378.09	m ²	840.21	4,500.00
		76.77	m ²	369.09	2,080.00
1		59.05	m ²	369.09	1,600.00
2		17.72	m ²	369.09	480.00
		2,631.26			
1		124.07	m	827.14	1,500.00
2		200.00		1.00	200.00
3		623.62	m ²	28,346.48	220.00
4		283.46	m ²	14,173.24	200.00
5		318.90	m ²	14,173.24	225.00
6		1,081.20	m ²	69,755.04	155.00

2

13,208.40

1		MRI CT DR	37	6,075.00
2		LED	183	3,149.00
3			11	970.00
4		LERP ICU NICU	326	814.40
5			135	2,200.00
6			692	13,208.40

3

4,292.19

4

+

514.93

2,000.00

3

	58,299.77	326.00	69,755.04	178.83	213.97
	115,643.08	600.00	120,000.00	192.74	200.00
	254,720.88	1,500.00	266,597.00	169.81	177.73

4

51,492.65

50,000.00

1	56,299.77	-	-
1.1	51,492.65	-	-
1.1.1	38,284.25		
1.1.2	13,208.40		
1.2	4,292.19		
1.3	514.93		
2	2,000.00		
3	58,299.77	-	-

1

FDA

2.5

/

GMP

58 /

4

2


1

2

2

RGI

42



50,331.44

2,265.94

3,500

51,492.65

1,849.26

4,300

1

2.5

GMP

GMP

		1	2	25-30	
1	55,711.00	21,041.16	27,509.85	7,159.98	-
1.1	50,331.44	16,946.50	26,575.76	6,809.17	50,000.00
1.1.1	28,940.66	11,166.10	13,741.30	4,033.26	-
1.1.2	21,390.78	5,780.40	12,834.47	2,775.91	-
1.2	4,379.95	3,534.34	634.20	211.40	-
1.2.1	2,265.94	2,265.94	-	-	-

2

2018 9 30

3,502.32

653.61

2,848.71

2017 7

25

1

3

			1	2	3	
1		56,299.77	14,215.07	16,541.23	25,543.48	50,000.00
1.1.1		38,284.25	11,485.28	15,313.70	11,485.28	-
1.1.2		13,208.40	-	-	13,208.40	-
1.2		4,292.19	2,575.31	1,073.05	643.83	-
1.3		514.93	154.48	154.48	205.97	-
2		2,000.00	-	-	2,000.00	-
		58,299.70	14,215.07	16,541.23	27,543.48	50,000.00

2

2018 9 30

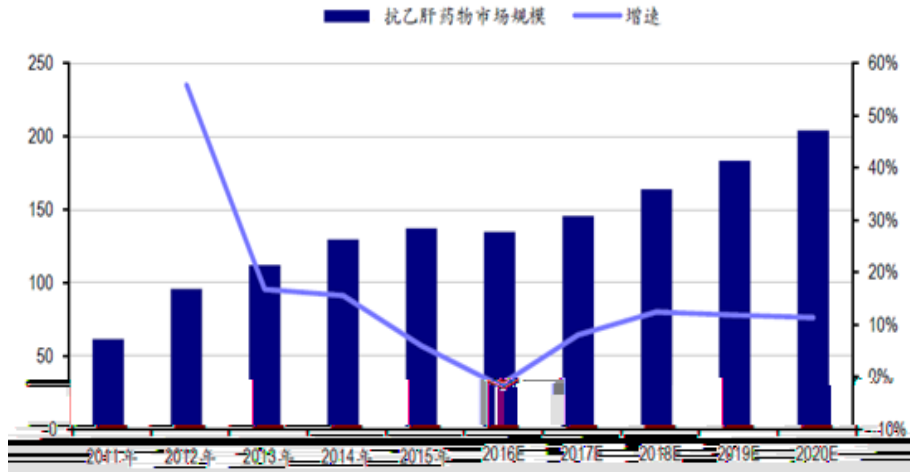
4,100.00

2017 7

25



2016-2020



4

2017

2018

11 15

4+7

11

31

5

10

80%

			2017	2017	
1		0.5mg	20.32	8.19	40.29%
2		300mg	2.52	2.41	95.48%

4+7

2017

2

3

4

5

7%/5% 3% 2%

15%

2

1

4

98.68% 99.62%

2

		2015	2016	2017	2018 1-9
	79.72%	89.79%	89.59%	90.49%	89.85%
	67.12%	-	-	40.54%	77.71%

2017

50%

3

			-	
2015	87.82%	34.94%	52.88%	15.99%
2016	86.95%	35.43%	51.52%	29.22%
2017	86.97%	46.99%	39.98%	30.91%
2018 1-9	84.09%	51.63%	32.46%	29.11%
	86.46%	42.25%	44.21%	26.31%
	75.37%	42.19%	33.18%	14.12%

2018 1-9

2018 9 30

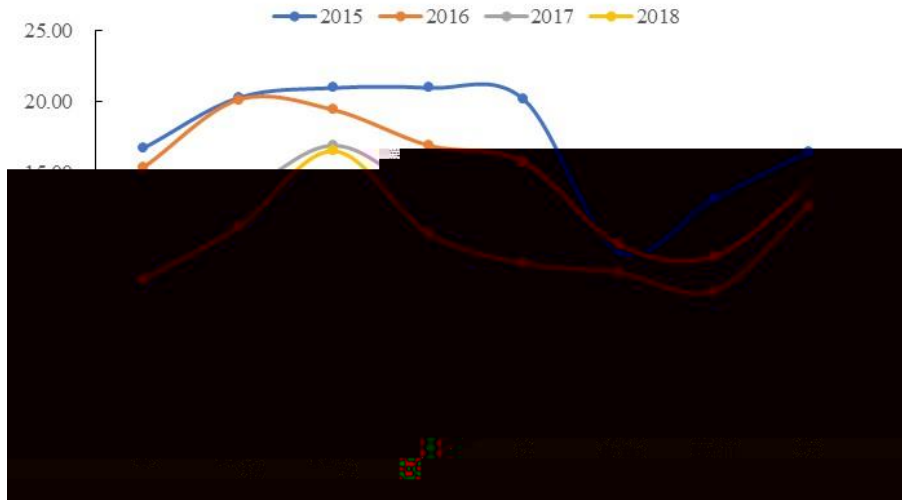
1			25%
2			50%
3			
4			

75.37%

		2015	2016	2017	2018 1-9
1		67.06%	74.17%	64.56%	63.83%
2		77.67%	79.20%	79.14%	80.37%
3		87.82%	86.95%	86.97%	84.09%

5

恩甘定相关竞品各年全国中标价格中位数



7.5 / 27 /

60% 70%

5.06 /

福甘定相关竞品各年全国中标价格中位数



15 /

60% 70%

10.51 /

6

		2015	2016	2017	2018	1-9
1		17.73%	25.66%	36.48%		37.94%
2		34.64%	33.80%	30.92%		33.72%
3		35.47%	42.75%	38.20%		39.06%
4		44.25%	33.62%	23.25%		25.22%
5		39.76%	38.71%	36.60%		28.17%
6		51.07%	35.59%	37.82%		35.99%
7		51.61%	55.36%	60.40%		43.91%
8		37.16%	38.15%	37.51%		41.44%

1986

1990

2016

2016

2

2020

10%

30%

3

55

21

2017		766		12.37	
		2011-2020	2020		890
2020			14.86		
	2017		89		
6,015				21.5	
	35.74		2020		4158
	2016		50		1983
					7,115,370
0~14	1,031,136				
			2020		
	3		3,093		2016
		36		1,921	
					+
+					
		×		×	
			×		×365
			×		
			56		

2

3

4

5

7% 3% 2%

25%

2

	13.7%	36.10%
	12.65%	45.80%
	15.18%	-
	-	48.1%

1

2017

【保荐机构核查意见】

RGI

RGI

1

2

3

4

5

1

2

3

4

5

58 /

2.5 /

GMP

4

	H20070198	FDA GMP 1 2 3 4
	H20070197	
	H20113025	
	H20094020	
	H20110172	
	H20113027	
	H20170005	
	H20173192	
	BE BE	

4

3,000

60

780 /

1,300 /
GMP

3,244.23

FDA

TAF

2018

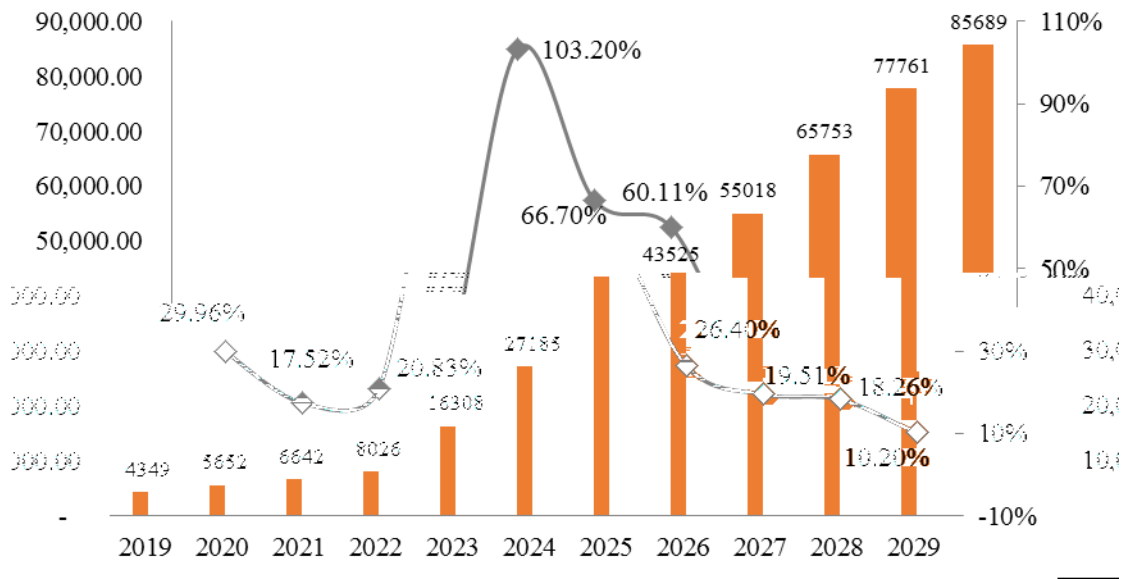
2021

2016

TAF

2021

2019 2029



BE

BE

CDE

5%

1

11,000 /

2017

		/	/	
2015		11,000	8,436.77	76.70%
2016		11,000	9,589.94	87.18%
2017		11,000	8,401.98	76.38%
2018	1-9	8,250	5,978.00	72.46%

3,000

/

78.18%

2017

2

2.5

/

58 /

4

98.68%

1

WHO

2.57

65

9,300

2,000

3,000

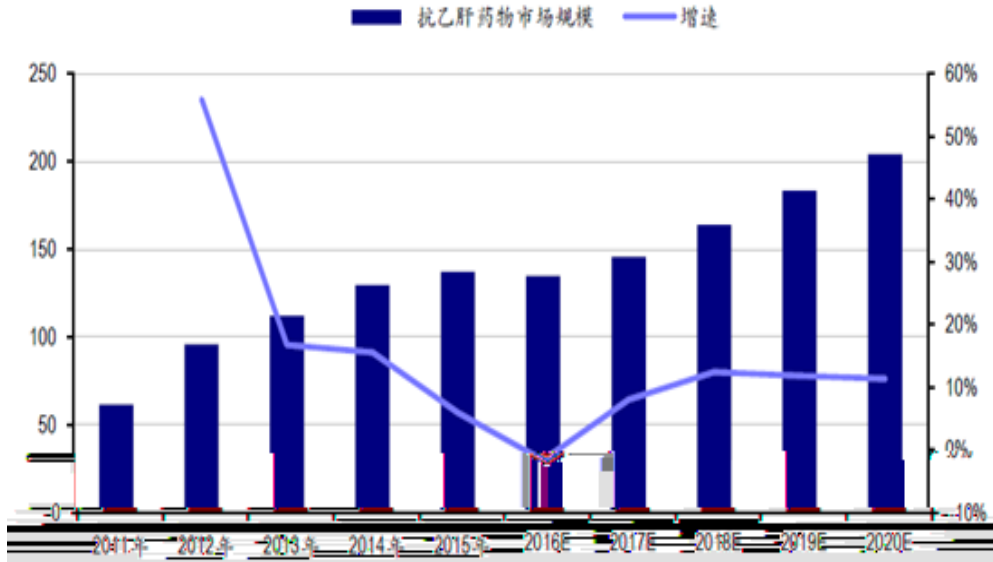
2015

20%

2011 68.81 2015
 162.76 22.4% 2020

200

2016-2020



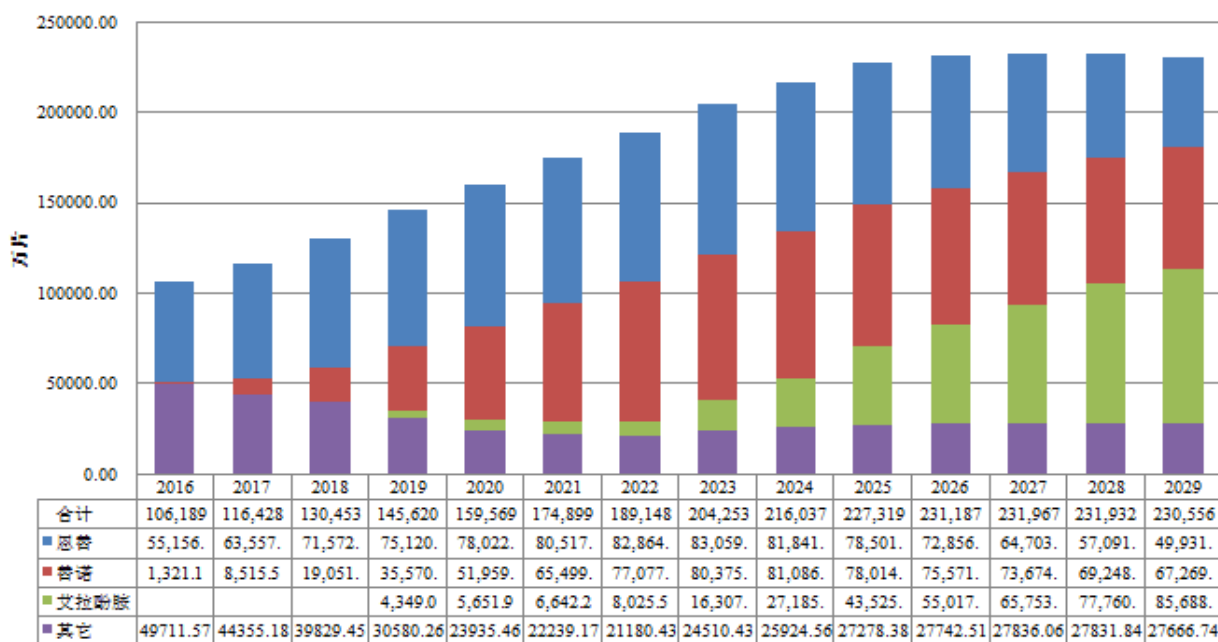
2

2015

80%

4

核苷类国内总量预测



1.1

/

3.6

/

20,942.78

/

8,562

/

29,504.77

/

80%

14%

3

2018

11

15

4+7

11

31

5

10

80%

			2017	2017	
1		0.5mg	20.32	8.19	40.29%
2		300mg	2.52	2.41	95.48%

4+7

4

50

10

【保荐机构核查意见】

1

2

1

1

2

3

JCI

UFH

4

2

1

UFH

2

JCI

3

JCI

UFH

4

/

5

JCI

6

7

JCI

UFH

8

9

UFH

UFH

3

1

UFH

2

3

/

4

5

1

4

1

2

UFH JCI

3

4

5

6

7 JCI
5
1
5 2
/
3
2

30%
KPI

/

100%

5

3

2015

2015

2017

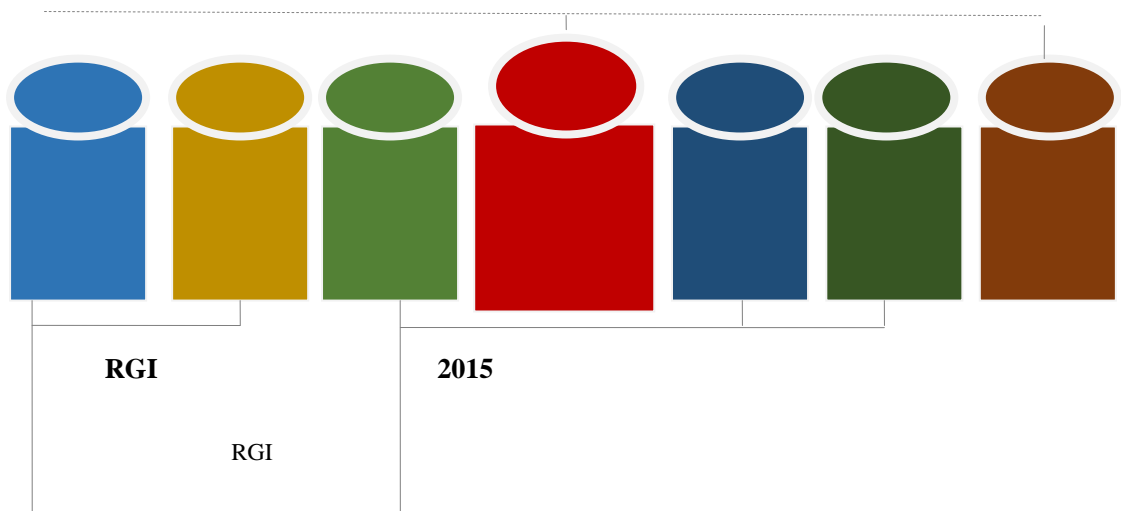
RGI

RGI

【保荐机构核查意见】

RGI

RGI



1 2015

2015

2000

70%

18
12 6 1 2007 300

11 2016 7 2016

2

2 2017

RGI

RGI

RGI

RGI

2017
Genetic Innovations, LLC
RGI

“PGD”
“RGI”

Reproductive

RGI
PGS
/

RGI
IVF

27

PDG
RGI
1200

6000

PGD
IVF

RGI

PDG
RGI

RGI
PGD
98%

RGI
3

100

RGI

3000

PGD

RGI
RGI
RGI

PGD
IVF

RGI
RGI

1

RGI

) -	HLA SCI 6 10
) -	ACGT Genome Biology and Evolution Molecular Biology and Evolution New Phytologist SCI SCI Journal of Plant Biology (Handling Editor) BMC Genomics, Genome Biology and Evolution, New Phytologist SCI
) -	QC
) -	HLA
) -	PCR SNP
		APHIS

1

/

JCI

2

UFH

4

2

3

UFH

2

2017

RGI

RGI

RGI

RGI

JCI

JCI

UFH JCI

JCI

UFH JCI

3

2017 5

2

2020

2015

12.9%

17%

80

90

4,100.00

【保荐机构核查意见】

RGI

RGI

RGI

3

【发行人说明】

2016 4 21

2016

2017 1 9

2016 4

2018

/

1

	2015	2016	2017	2018	1-9

				2015	43.03%	2018	1-9
76.26%				2015	1,172.98		2018
1-9	9,697.77			7.26		2015	8.82%
	2018	1-9	51.08%		2015	17,597.76	
	2018	9	5,911.20		2015	56.97%	2018
1-9			23.74%				

2

	2015		2016		2017		2018 1-9	
	5,841.99	54.12%	6,025.28	54.35%	8,547.95	61.43%	8,832.21	68.74%
1.1	4,448.89	76.15%	3,913.33	64.95%	3,379.66	39.54%	2,407.90	27.26%
1.2	796.33	13.63%	1,740.28	28.88%	4,270.75	49.96%	5,949.09	67.36%
1.3	596.77	10.22%	371.67	6.17%	890.02	10.41%	475.22	5.38%
	4,953.24	45.88%	5,061.70	45.65%	5,368.11	38.57%	4,016.61	31.26%
	10,795.22	100.00%	11,086.99	100.00%	13,916.06	100.00%	12,848.82	100.00%
							1,897.68	
	10,795.22	100.00%	11,086.99	100.00%	13,916.06	100.00%	14,746.50	100.00%

2018 6 30

1,897.68

2018 7-9

3

60%-70%

	2015	2016	2017	2018 1-9
	796.33	1,740.28	4,270.75	5,949.09
	1,172.98	2,870.47	6,393.57	9,697.77
	67.89%	60.63%	66.80%	61.34%
	71.68%	62.66%	62.22%	67.73%

=1-

/

1.28% -5.36% 28.23%
 -35.83% -49.46% -79.50%

2017
 2016

	2015	2016	2017	2018 1-9	1
	10,349.46	6,641.30	3,356.53		563.22
4		3,608.85	3,162.87		2,406.63
2	-				
3	7.53	445.18	857.81		873.53
+4	10,356.99	10,695.33	7,377.20		3,843.39
+					

1 2018 1-9
 2 4
 3

2016

RGI

10,356.99 10,695.33 7377.20
 3,843.39 2017 2018 1-9

1

2015 2017

2017

2017

/

	2015	2016		2017		2018	1-9
	3,628.28	3,057.58	-15.73%	2,504.08	-18.10%	1,563.79	-19.17%
	1,794.54	1,329.81	-25.90%	1,128.66	-15.13%	715.90	-16.55%
	3,157.46	4,470.32	41.58%	4,752.26	6.31%	3,652.56	1.56%
	-	-	-	79.3	-	381.44	1,062.71%
	8,580.28	8,858.71	3.24%	8,464.30	-4.45%	6,313.69	-1.68%

2

1

	2015	2016	2017	2018 1-9
	30,892.34	31,288.26	29,612.27	24,900.17
	796.33	1,740.28	4,270.75	5,949.09
1	30,096.01	29,547.98	25,341.52	18,951.08
	10,349.46	6,641.30	3,356.53	563.22

1

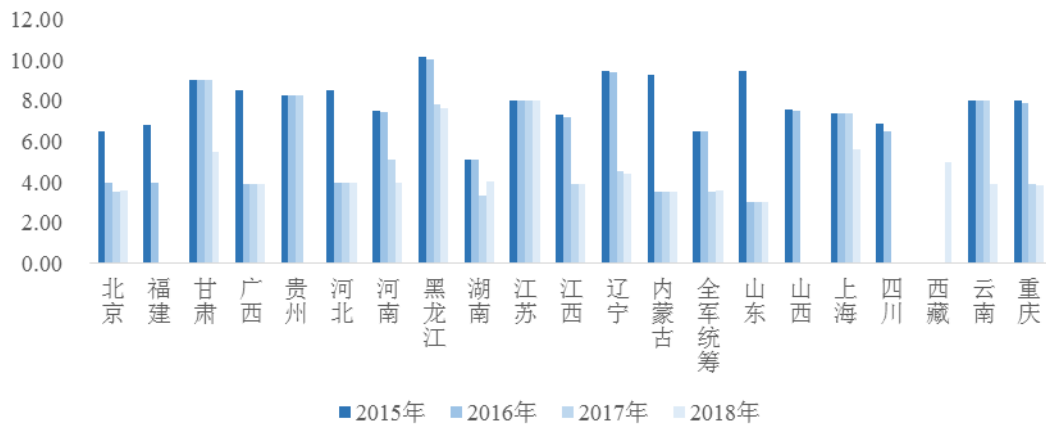
-

2 2018 1-9

2017 2018 1-9

/

	2016	2017	2018 1-9

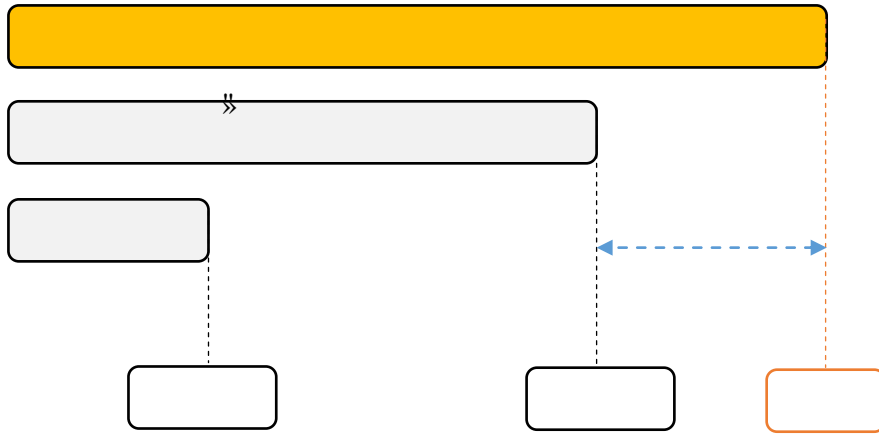


a

b

c

d



1			20%
2			15%
3			40%
4			40%
5			20%
6			80%
7			
8			
9			

			3%
10			30%
11			25%
12			50%
13			
14			
15			
16			
17			

	2015	2016	2017
	30,892.34	31,288.26	29,612.27
	8,227.03	6,237.36	4,808.66
	18,570.53	22,317.08	21,422.24

2017

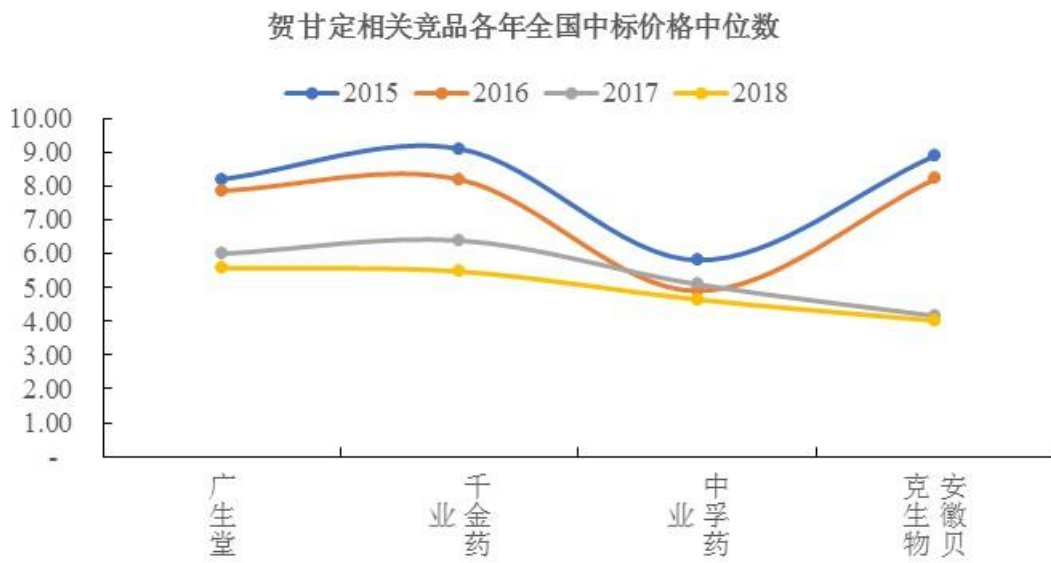

2015 2016

Wind

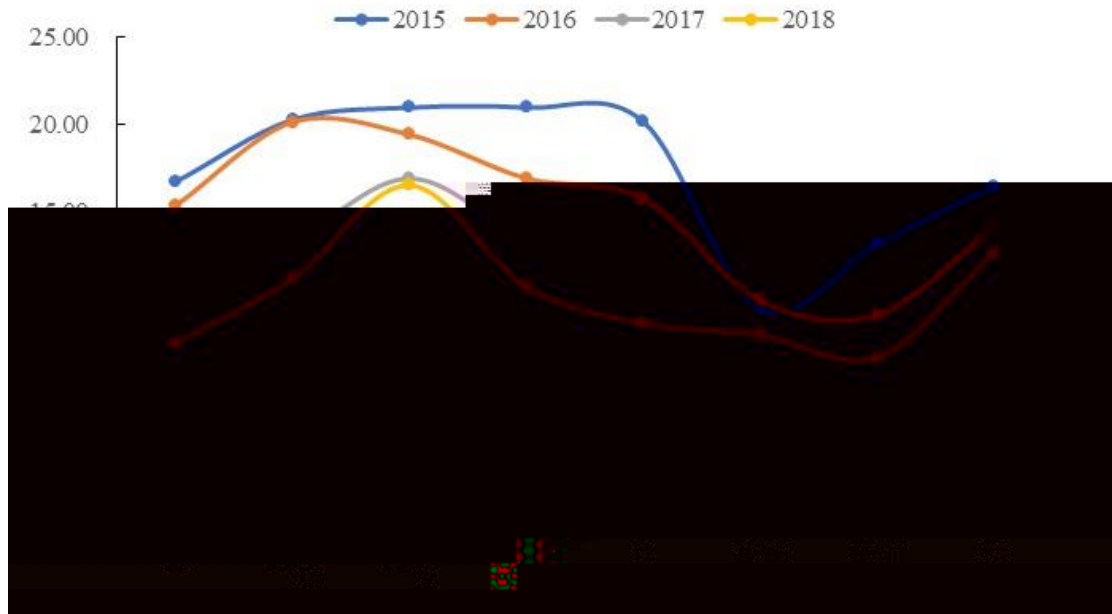
2

	2015	2016	2017
	21.45	7.12	10.37
	17.78	13.96	16.14
	48.56	249.14	557.58
	172.97	161.28	123.66
	-	160.77	285.41
	810	1,788	1,494
/	8,580.28	8,858.71	8,464.30
	3,628.28	3,057.58	2,504.08
	1,794.54	1,329.81	1,128.66
	3,157.46	4,470.32	4,752.26
	-	-	79.3

2017



恩甘定相关竞品各年全国中标价格中位数



福甘定相关竞品各年全国中标价格中位数



2

1

		2016	2017	2018 1-9
1		9.30%	21.56%	44.06%
2		18.41%	29.29%	58.41%
3		7.72%	42.36%	30.47%
4		5.38%	50.99%	135.95%
5		12.79%	19.57%	34.12%
6		-13.21%	30.01%	49.84%
7		1.51%	4.75%	10.95%
8		15.06%	1.98%	91.03%
9		11.30%	45.75%	26.67%
10		9.09%	25.85%	22.91%
11		13.16%	-0.84%	20.74%
12		17.97%	6.17%	19.82%
13		27.08%	62.03%	74.19%
14		22.28%	30.97%	102.50%
15		29.57%	42.01%	60.41%
16		-5.85%	13.93%	51.55%
17		6.19%	-4.07%	-29.34%
18		-13.09%	110.01%	104.74%
19		1.35%	6.12%	76.21%
		9.26%	23.80%	43.80%
		1.28%	-5.36%	28.23%

1 wind

10

CRO

2

100%

		2015	2016	2017	2018 1-9
1		55.28%	56.85%	63.21%	70.20%
2		67.06%	74.17%	64.56%	61.31%
3		56.86%	54.97%	56.12%	48.46%
4		61.79%	61.88%	74.17%	83.53%
5		66.32%	63.93%	64.63%	73.70%
6		23.13%	32.27%	53.10%	72.14%
7		73.32%	69.04%	65.13%	67.15%
8		49.87%	41.54%	42.49%	45.67%
9		80.90%	80.18%	84.21%	86.91%
10		68.67%	66.17%	69.14%	75.23%
11		96.95%	96.83%	95.74%	95.49%
12		70.40%	75.20%	73.91%	71.03%
13		61.49%	67.52%	79.06%	85.16%
14		74.54%	76.75%	82.97%	83.43%
15		51.70%	51.36%	51.94%	58.45%
16		56.95%	58.49%	68.92%	68.12%
17		73.64%	76.47%	77.26%	76.08%
18		60.02%	57.66%	80.02%	87.44%
19		53.12%	51.11%	52.11%	60.67%
		63.26%	63.81%	68.35%	72.11%
		87.82%	86.95%	86.97%	84.09%

1

100%

2

				+		
	2016	2017	2018 1-9	2016	2017	2018 1-9
	1.22%	1.05%	4.96%	19.46%	19.68%	16.91%

				+		
	2016	2017	2018 1-9	2016	2017	2018 1-9
	21.63%	-49.39%	37.22%	45.43%	-41.07%	29.45%
	-3.27%	5.32%	0.87%	-3.69%	4.40%	-2.35%
	5.34%	3.36%	43.54%	2.19%	10.68%	34.93%
	22.90%	3.64%	17.89%	29.89%	13.83%	17.89%
	39.30%	30.27%	37.75%	30.35%	16.16%	37.75%
	-49.85%	666.31%	22.02%	-48.03%	308.37%	33.43%
	-42.26%	24.19%	20.64%	-31.46%	14.77%	29.85%
	-4.39%	12.95%	25.27%	-1.75%	18.21%	22.82%
	29.27%	-17.75%	-14.44%	18.87%	2.32%	23.40%
	7.11%	-31.83%	-27.33%	13.42%	-16.24%	-6.58%
	146.95%	-29.19%	-75.20%	99.60%	-7.65%	-46.81%
	12.17%	45.02%	35.74%	17.01%	41.23%	27.34%
	37.63%	41.02%	100.19%	32.87%	66.89%	129.19%
	22.14%	25.76%	-4.17%	7.07%	32.87%	21.24%
	25.04%	12.84%	13.43%	20.75%	14.50%	11.28%
	56.63%	-46.92%	-44.29%	48.29%	-43.01%	-37.90%
	2.83%	4.60%	71.68%	-1.98%	12.54%	48.04%
	18.13%	1.57%	55.97%	13.81%	-0.83%	49.59%
	11.20%	2.03%	12.31%	16.43%	8.85%	17.24%
	-35.83%	-49.46%	-79.21%	-3.68%	-29.21%	-24.21%
1			100%			

3

		2015	2016	2017	2018 1-9
1		22.37%	22.83%	29.91%	41.73%
2		14.70%	33.39%	40.64%	44.98%
3		7.39%	7.60%	19.94%	28.47%
4		17.60%	17.45%	40.56%	66.04%

5		42.96%	40.14%	40.02%	51.45%
6		2.84%	4.16%	26.52%	51.12%
7		36.80%	37.41%	33.04%	26.87%
8		11.50%	11.82%	13.17%	19.43%
9		14.26%	21.16%	32.79%	39.33%
10		39.40%	38.00%	45.71%	54.41%
11		36.93%	38.51%	38.38%	42.48%
12		38.43%	38.80%	37.17%	44.60%
13		22.75%	30.57%	48.07%	62.11%
14		27.04%	26.10%	21.72%	23.07%
15		21.07%	24.65%	26.60%	39.14%
16		36.93%	34.21%	43.73%	44.65%
17		42.93%	43.24%	43.69%	44.77%
18		10.11%	11.36%	53.61%	72.05%
19		14.24%	10.93%	13.43%	29.31%
		24.22%	25.91%	34.14%	43.47%
		34.94%	35.44%	46.99%	51.63%

1

2015

2018 1-9

13.60%

3

2,000~3,000
2.57
7.18%
9300
WHO
88.7
1 59

3

2016

RGI

4

1

2

2016

3

4

--

5

2010 7

6

7

8

2015

【保荐机构核查意见】

【会计师核查意见】

【发行人说明】

	2015 12 31 /2015	2016 12 31 /2016	2017 12 31 /2017	2018 9 30 /2018 1-9
:	915.98	2,136.87	3,374.57	6,776.42
	915.98	2,136.87	3,374.57	3,988.21
	-	-	-	-
				2,788.21
	30,891.89	31,283.23	29,611.53	28,558.48
	13,294.13	14,654.96	18,305.47	18,985.82
	17,597.76	16,628.27	11,306.05	5,911.20
				3,661.45
	2018 6 30			
	2,788.21	2018 9 30	3,661.45	2018 7-9

60

90

2018 9

2,788.21

“ ”

	2015	2016	2017	2018 1-9
	9.32	10.97	12.70	8.59
	49.09	12.64	5.77	4.90
	2,438.57	2,768.85	24.92	5.37
	9.27	10.33	9.48	8.09
	12.70	14.17	14.09	8.85
	6.55	7.28	6.60	4.82
	2.98	3.40	4.36	3.41
	7.49	6.18	5.97	5.59
	1.91	1.27	1.37	0.83
	6.81	5.19	4.69	3.27
	42.13	31.58	15.78	11.31
	5.55	5.90	5.55	4.03
	13.06	14.94	10.02	7.22
	8.56	9.97	8.82	5.90
	7.59	7.75	7.98	5.63
	4.03	3.66	3.81	3.40
	64.07	61.75	35.83	15.69
	19.40	9.27	8.46	6.98
	7.41	8.61	9.41	8.56
	15.44	12.49	10.30	6.45
	44.27	22.01	11.44	5.98

100%

1

1

10%

50

2

			(%)
1	1		5
1	2	2	15
2	3	3	30
3	4	4	50
4	5	5	80
	5		100

3

2

	1	1	1-2	2-3	3-4	4-5	5
		0.00%	10.00%	50.00%	100.00%	100.00%	100.00%
	6	0.5%	10.00%	20.00%	50.00%	100.00%	100.00%
	7	12	5.00%				
		5.00%	10.00%	30.00%	50.00%	80.00%	100.00%
		0.00%	10.00%	50.00%	100.00%	100.00%	100.00%
		5.00%	10.00%	30.00%	50.00%	80.00%	100.00%
		5.00%	10.00%	30.00%	50.00%	80.00%	100.00%
		5.00%	10.00%	30.00%	50.00%	50.00%	50.00%
		5.00%	10.00%	30.00%	50.00%	80.00%	100.00%
		5.00%	10.00%	30.00%	50.00%	80.00%	100.00%

	1	1	1-2	2-3	3-4	4-5	5
	5.00%	10.00%	50.00%	100.00%	100.00%	100.00%	100.00%
	1.03%	10.00%	30.00%	100.00%	100.00%	100.00%	100.00%
	5.00%	10.00%	20.00%	50.00%	80.00%	100.00%	100.00%
	5.00%	10.00%	30.00%	50.00%	80.00%	100.00%	100.00%
	5.00%	10.00%	20.00%	50.00%	80.00%	80.00%	80.00%
	5.00%	10.00%	30.00%	50.00%	80.00%	80.00%	100.00%
	5.00%	10.00%	30.00%	50.00%	80.00%	80.00%	100.00%
	1.00%	10.00%	20.00%	40.00%	60.00%	100.00%	100.00%
	5.00%	20.00%	50.00%	100.00%	100.00%	100.00%	100.00%
	5.00%	10.00%	30.00%	50.00%	80.00%	80.00%	100.00%
	5.00%	15.00%	30.00%	50.00%	80.00%	80.00%	100.00%

1

1

1

95%

		2015-12-31	2016-12-31	2017-12-31	2018-9-30
1	1	884.04	2,105.43	3,314.58	6,630.46
	1-2	1.86	-	29.96	72.33
	2-3	-	1.36	-	20.27
	3-4	-	-	1.36	21.91
	4-5	-	-	-	0.31
	5	30.08	30.08	30.08	31.13
		915.98	2,136.87	3,375.98	6,776.42
		74.56	135.76	200.98	400.86
		841.42	2,001.11	3,175.00	6,375.56

2

2018 9 30

A

9

1		A	475.88	7.02%
2			257.90	3.81%
3			243.17	3.59%
4			236.05	3.48%
5			233.76	3.45%
6		A	218.85	3.23%
7			211.68	3.12%
8			193.16	2.85%
9			178.80	2.64%
10			176.75	2.61%
			2,426.00	35.80%

3

2018 10 31

		2018 10 31	
2017 12 31	3,375.98	3,285.63	97.32%
2018 9 30	6,776.42	3,247.98	47.93%

【保荐机构核查意见】

1

【会计师核查意见】

1

【发行人说明】

	2015-12-31	2016-12-31		2017-12-31		2018-9-30	
	15.27	175.05	1046.41%	157.57	-9.99%	226.97	44.04%
	275.67	348.70	26.49%	549.37	57.55%	241.95	-55.96%
	687.53	634.10	-7.77%	482.50	-23.91%	746.92	54.80%
	252.79	413.72	63.66%	784.41	89.60%	499.48	-36.32%
	80.26	117.08	45.88%	271.61	131.98%	174.88	-35.61%

1,263.49	90.84%
82.65	5.94%
19.51	1.40%
25.22	1.81%
1/4 0472	

			40.54%	77.71%
				70.97%
	87.82%	86.98%	86.97%	84.09%

2015				32.77	32.77	100%
				0.10	0.10	100%
				0.05	0.05	100%
				46.18	27.85	60%
				4.31	4.31	100%
				3.31	3.31	100%
				0.44	0.06	14%
				0.15	0.15	100%
				1.89	1.89	100%
2016				0.27	0.27	100%
				22.04	22.04	100%
				0.32	0.32	100%
			0.31	0.31	100%	
2017				0.31	0.31	100%
2018 1-9				0.31	0.31	100%


0.01%~5.07%

	2015 12 31	2016 12 31	2017 12 31	2018 9 30
	2.18%	2.88%	2.16%	1.97%
	2.53%	0.46%	0.68%	0.00%
	0.00%	2.20%	3.06%	1.79%

	2015 12 31	2016 12 31	2017 12 31	2018 9 30
	0.00%	1.81%	2.01%	2.50%
	0.64%	0.13%	0.01%	0.04%
	2.38%	1.72%	0.17%	0.12%
	0.00%	0.06%	0.69%	0.86%
	4.06%	2.74%	3.54%	2.02%
	0.00%	0.29%	0.18%	0.13%
	4.93%	1.49%	1.00%	1.60%
	0.00%	0.00%	0.00%	0.00%
	4.51%	2.35%	3.21%	2.82%
	0.00%	1.91%	0.86%	0.24%
	0.00%	0.00%	0.00%	0.00%
	0.00%	0.00%	0.74%	0.78%
	0.55%	0.52%	0.43%	0.40%
	5.02%	1.33%	1.77%	1.48%
	0.01%	0.75%	0.18%	0.40%
	11.91%	10.13%	7.13%	7.21%
	2.04%	1.62%	1.46%	1.28%
	5.07%	1.33%	0.01%	0.01%

【保荐机构核查意见】

【会计师核查意见】



8		100.00%	
9		100.00%	
10		100.00%	
11		49.00%	
12		32.50%	

2016 10 14

6,500

2017 2

20

<

>

2018 4 10

2018 11 12

65%

6,500

20,000

32.5%

40

2018 9 30

201.2

【保荐机构核查意见】

7

71.26%

17.70%

【发行人说明】

2018 9 30

2,499

71.26%

17.70%

25,782.27

1		2,000
2		2,708
3		3,469
4		3,004
5		1,000
6		4,933
7		6,281
8		3,200
		26,595

3,000

1

	2018 9 30	16,870.47
	6,800	30,176.30
55.91%		
2		
		1.8376%
	2018 8 30	
		2018 6 30
	264,139.11	212,090.72
1%		12,222.23
		1.8376%
	20,609.61	
3		
	3 —	
	4,964.85	2018 9 30
18,385.89		24.83%
1		
	2018 9 30	
85,379,451		60.46%

26,490,000

31.03%

2

2018 9 30 16,870.47

6,800 30,176.30

55.91%

20,609.61 1.8376%

24.83%

10.13% 10.62%

5.31% 28.74%

95.93%

63.15%

2018 11

16

” <https://www.creditchina.gov.cn> “

” <http://zxgk.court.gov.cn>

/

【保荐机构核查意见】

【律师核查意见】

8
1
2
3

【发行人回复】

1

58 /

2.5 /

GMP

4

H20070198

1

2

	BE	4
	BE	

TAF

BE

BE

4 3,000

780 /

1,300 /

GMP

3,244.23

FDA

2

	200730139046.2;			
	200920137267.X			
	201130025682.9			
	200610112062.7			
	200710009159.X			
	200710009482.7	M		
	200910168120.1	M		
	201610529725.9			
	201030122087.2			
	201130025680.X			
	201110085262.9			
	200910119632.9			
	201010254731.0			
	201510410255.X			
	200710009952.X			
	201130025681.4			
	201110085253.X			
	200710009940.7			
	200910236408.8			
	201010000443.2			

	201010126780.6			
	201010126779.3			
	201310176233.2			
	201310176519.0			
	201310472328.9			
	201310472450.6			
	201410368318.5			
	201510426500.6			
	201611235798.3			
	201710293461.6	TAF		
	201710292902.0	TAF		
	201710292916.2			

4

98.68% 99.62%

1

2 2007 10 1

2012

2018

2021

3

2

3

1	.	2017	12	BE					
		2018	3	BE					
		2018	8						
		2018	11						
2		2018	3			8			12
		BE			2018	32			
				BE					
3		2018	1	BE					
		2018	2	BE					
		2018	7						
		2018	10						
4									

2016 3

2012 2007 10 1

2018

2021

3

3

GMP

GMP

GMP

GMP

GMP

【保荐机构核查意见】

【律师核查意见】

2017 21

()

2017 11 30

2017 A07189

2015

2018 1 4

2018 2

2

1

2015

2017

RGI

RGI

2

2016

2030

2016

2030

2017

2016

2015

10%

2015

2017

2017

2016

2016

3

1986 1990

RGI

5

JCI

JCI CAP

2

RGI

【保荐机构核查意见】

RGI

RGI

【律师核查意见】

RGI

【发行人说明】

6

2008 7 16

2012

11 15

	1		8,200,000	2	
1,800,000		3			4
			5		
				2017	6 5
		2017	0403	546	
					2017 6
9					2017 8
28			2017	04	83
		2017	0403	546	
					1
				2008	7 16
		2012	11	15	
					2

1		20	2017 01 948	7.4	7.4
2		20	2017 01 949	7.4	7.4
3		20	2017 01 950	7.4	7.4
4		20	2017 01 951	7.4	7.4

2018 7 13

40.63

125.60

【保荐机构核查意见】

【律师核查意见】

” <http://wenshu.court.gov.cn/> “

<http://zhixing.court.gov.cn/search> ”
