



**广生堂药业**  
**cosunter**  
广播仁爱·关注民生

**2018**

**2018 08**

)

(

.....	2
.....	5
.....	8
.....	12
.....	25
.....	35
.....	39
.....	40
.....	41
.....	42
.....	115



			300436
	Fujian Cosunter Pharmaceutical Co., Ltd.		
	Cosunter		

	89	89
	B 10 B	B 10 B
	0591-38305333	0591-38305333
	0591-38305305	0591-38305305
	niuniu@cosunter.com	zhangqinghe@cosunter.com

1

2017

2

2017

3

2017

4

	162,269,604.35	150,190,486.87	8.04%
	4,327,401.52	27,259,856.09	-84.13%
	3,955,063.26	26,474,915.74	-85.06%
	-3,514,962.53	50,091,237.49	-107.02%
/	0.0306	0.1921	-84.07%
/	0.0306	0.1943	-84.25%
	0.78%	4.87%	-4.09%
	867,852,622.69	736,469,366.37	17.84%
	543,598,420.81	552,048,099.73	-1.53%

1

2

	-2,243,018.12
	2,545,909.50
	135,153.63
	65,706.75
	372,338.26

1

1

1



4,241.35

40.15%

26.14%

11,985.11

59.85%

73.86%

1

HBV

2017

2015

2.57

6.2% 1.15

88.7

2015

9%

8% 170

1 59

7.18%

9300

2,000

2015

20%

2017

2016

280

2015

170

2015

80%

2

3

1

	72.66%
	94.38%
	63.43%
	51.18%
	100.95%
	165.80%
	51.36%
	49.90%
	103.65%
	158.36%

2

1

2017

2017

2

2,626.06 6,819.31

7,533.25

8.5% 21.80% 25.44%

40

GST-HG151

GST-HG161

GST-HG131 GST-HG141

3

4

31

5

6

Reproductive

Genetic Innovations, LLC

RGI

RGI

84.13%	16,226.96	8.04%	395.51	432.74	85.06%
				-	
1	16,226.46	20.30%	1,207.18	2,088.55	12.87%
	10,390.20	15.66%	64.03%	7.44%	1.53%
2				7.31%	2,540.53
	82.5%				
					1
3					
			BE		
					2
1	1			GST-HG151	GST-HG161
GST-HG161		7	24		
6,158.12		37.95%		2,574.36	71.83%
2,333.49	3,824.63			1,094.72	40.10%

序号	项目名称	类别	研发目标	进展情况	预计对公司未来发展的影响	
	肝病产品线，增强丙肝治疗	2	索非布韦	抗感染	取得原料药登记号，所关联制剂取得临床批件，正在准备启动临床	丰富产品线

止痛药	取得新药证书及药品批准文号	已撤回临床注册申请，正在进行重新补充研究	独家品种，丰富产品线，增强市场竞争力	6	三升金丹胶囊	止血
喹药	取得原料药登记号，所关联制剂取得药品批准文号	已取得临床批件，目前按照仿制药质量与疗效一致性评价的要求补充研究	丰富产品线，增强市场竞争力	7	阿戈美拉汀	抗抑郁
喹药	取得药品批准文号	已取得临床批件，目前按照仿制药质量与疗效一致性评价的要求补充研究	丰富产品线，增强市场竞争力	8	阿戈美拉汀胶囊	抗抑郁

序号	药品名称	适应症或者功能主治	所属注册分类	是否属于重要保护品种	类别
1	水飞蓟宾葡甲胺	用于急、慢性肝炎，初期肝硬化，中毒性肝损害的辅助治疗	化学药品	否	国家级
2	益肝灵片	保肝药。具有改善肝功能，保护肝细胞膜的作用，用于急、慢性肝炎	中药	否	国家级
3	复方益肝灵片	益肝滋肾，解毒祛湿。用于肝肾阴虚，湿毒未清引起胁痛，纳差，腹胀，腰酸乏力，尿黄等症；或慢性肝炎氨基转移酶增高者	中药	否	国家级
4	珍菊降压片	降压。用于高血压症	中药、天然药品第11类	否	国家级
5	参芪健胃颗粒	温中健脾，理气和胃。主治脾胃虚寒型胃脘胀痛，痞闷不适，喜热喜按，暖气呃逆等症	中药	是	湖北、河南
6	顺气化痰颗粒	止咳平喘、顺气化痰。用于上感、急慢性气管炎咳嗽多痰、胸闷气急	中药	否	江苏
7	顺气化痰片	止咳平喘、顺气化痰。用于上感、急慢性气管炎咳嗽多痰、胸闷气急	中药	否	江苏

10%

药品名称	适应症或者功能主治	发明专利	专利起止期限	所属注册分类	是否属于中药保护品种	
阿甘定	适用于治疗有乙型肝炎病毒活动复制证据, 并伴有血清氨基酸转移酶(ALT或AST)持续升高或肝脏组织学活动性病变的肝功能代偿的成年慢性乙型肝炎患者	一种阿德福韦酯的合成方法 200610112062.7	2006-08-30至2026-08-29	化药一类	否	
		一种阿德福韦酯单酯的制备及其含量检测方法 200710009159.X	2007-06-28至2027-06-27			
		一种阿德福韦酯的M晶型及其制备方法和药物应用 200710009482.7	2007-09-05至2027-09-04			
		一种阿德福韦酯M晶型的制备方法 200910168120.1	2007-09-05至2027-09-04			
		一种阿德福韦酯羟甲基杂质的制备方法 201610529725.9	2016-07-07至2036-07-06			
贺甘定	治疗伴有丙氨酸氨基转移酶持续(ALT)升高和病毒活动复制的、肝功能代偿的成人慢性乙型肝炎	拉米夫定晶型及其制备方法 200910119632.9	2009-03-24至2029-03-23	6类	否	
		一种易溶出的拉米夫定片及其制备方法 201110085262.9	2011-04-06至2031-04-05			
		拉米夫定晶型及其制备方法 201010254731.0	2009-03-24至2029-03-23			
恩替卡韦	适用于病毒复制活跃, 血清丙氨酸氨基转移酶(ALT)持续升高或肝脏组织	一种恩替卡韦的固体分散剂、其药物组合物及其制备方法和药物应用 200710009952.X	2007-12-07至2027-12-06	5类	否	
		一种抗病毒药物恩替卡韦的制备方法 200710009940.7	2007-12-06至2027-12-05			
		一种恩替卡韦的晶型及其制备方法和药物应用 200910236408.8	2009-10-28至2029-10-27			
		一种恩替卡韦的盐化合物及其制备方法 201010000443.Y	2010-01-06至2030-01-05			
2031-04-05		一种恩替卡韦分散片及其制备方法 201110085253.X	2011-04-06			
2035-07-28		一种检测恩替卡韦关键中间体的方法 201510454760.4	2015-07-29			
2035-07-28		一种恩替卡韦与甘露聚糖肽药物组合物及其制备方法 201510454570.2	2015-07-29			
2030-03-03	5类	否	福甘定	慢性乙型肝炎	富马酸替诺福韦酯的新晶型及其制备方法 201010126780.6	2010-03-04
2030-03-03					替诺福韦酯的盐化合物,其制备方法和药物应用 201010126779.3	2010-03-04
2033-10-10					一种替诺福韦单酯富马酸盐的制备方法 201310472328.9	2013-10-11
2033-10-10					替诺福韦单酯富马酸盐的新晶型及其制备方法 201310472450.6	2013-10-11
2033-10-23					富马酸替诺福韦二吡啶酯胶囊剂及其制备方法 201310505327.X	2013-10-24
2034-07-29					一种适合于工业化生产的替诺福韦制备方法 201410368318.5	2014-07-30

5

2

	162,269,604.35	150,190,486.87	8.04%	
	22,039,615.88	17,193,944.84	28.18%	
	78,613,255.56	59,838,848.71	31.37%	14%
	57,111,094.19	43,256,791.72	32.03%	
	-4,882,816.86	-5,653,307.80	-13.63%	
	400,690.01	3,495,232.73	-88.54%	
	61,581,248.46	35,837,677.65	71.83%	
	-3,514,962.53	50,091,237.49	-107.02%	
	-173,203,815.95	-139,921,787.59	23.79%	
	-32,130,660.80	-35,468,925.00	-9.41%	2017
	-208,849,439.28	-125,299,475.10	66.68%	2016
	50,692,825.07	25,415,152.24	99.46%	
	9,399,496.59	15,294,894.05	-38.54%	
	6,685,906.07	1,206,031.26	454.37%	
	55,297,244.21	16,103,697.71	243.38%	
	4,382,174.94	194,582.10	2,152.10%	

10%

	20,885,528.50	4,667,354.29	77.65%	-20.30%	-10.32%	-2.49%
	12,071,827.31	1,265,598.64	89.52%	1.53%	-16.82%	2.32%
	103,902,009.31	9,932,070.73	90.44%	-7.31%	-5.34%	-0.20%
	25,405,264.47	6,174,592.22	75.70%			
	56,389,627.18	6,488,726.85	88.49%	3.45%	25.40%	-2.02%
	57,256,374.82	7,438,198.86	87.01%	9.63%	30.98%	-2.12%
	18,473,593.98	3,402,574.09	81.58%	59.75%	72.08%	-1.32%
	19,599,547.97	3,286,738.69	83.23%	14.09%	39.41%	-3.05%
	10,545,485.64	1,423,377.38	86.50%	-28.30%	-29.88%	0.30%

	-2,158,548.07	-45.65%		
	310,776.86	6.57%		
	334,322.48	7.07%		
	2,442,186.97	51.65%		
	2,545,909.50	53.85%		

1

	199,211,910.86	22.95%	419,573,690.36	58.15%	-35.20%	
	63,802,070.18	7.35%	24,603,490.95	3.41%	3.94%	
	36,403,272.88	4.19%	19,802,501.95	2.74%	1.45%	
	0	0.00%	0	0.00%	0.00%	
	16,219,728.77	1.87%	18,045,257.76	2.50%	-0.63%	
	189,680,239.15	21.86%	112,035,798.17	15.53%	6.33%	
	10,433,821.41	1.20%	3,752,857.01	0.52%	0.68%	
	38,000,000.00	4.38%			4.38%	

2

3

1 250,000.00  
 2 62,200,956 16,663,920

1

2

			96,937,500	82.50%					0.00	0.00		201806	

			.00									27	20180 80
	--	--	96,937,500.00	--	--	--	--	--	0.00	0.00	--	--	--

3

4

5

1

						25,883
						4,987.28
						23,200.31
						0
						5,200
						20.09%
2015	4		25,883			232,003,057.82
		8,567,410.63		35,394,352.81		

2

	( )	(1)	(2)	(3) (2)/(1)						
1	GMP	6,965	1,765	87.15	1,439.38	81.55%				
2		4,020	6,620	2,410.07	6,813.47	102.92%				

	1					GSP
	2	:				
	1	GMP				
	1					1,765.00
	2					
	2					
	1	2,600.00			GMP	
	2				GSP	
	3	3,000.00				
	3					
	1	2,600.00			GMP	
	2					
	2015 7 22			28,300,581.38	GMP	
	3,702,483.30	4,726,483.30	18,723,422.23		1,148,192.55	2015
			2015 8 31		28,300,581.38	
			6			


1 193.47  
 2 222.32  
 3

		(1)		(2)	(3)=(2)/(1)				
	GMP	6,620	2,410.07	6,813.47	102.92%				
	GMP	7,990	2,403.58	8,212.31	102.78%				
	--	14,610	4,813.65	15,025.78	--	--	0	--	--
( )			2016 5 9 2016 2016046						
( )									
			2016 5 9 2016 2016046						

6

1

2

3

1

2

10%

			30,000,000	5,782,625.37	5,770,164.67	-6,957.26	-1,605,502.35	-1,371,356.02
			45,000,000	15,963,401.26	7,221,529.26	4,417,982.30	-3,820,711.95	-3,820,745.49

			50,000,000	14,547,548.12	13,745,160.33	0.00	-1,828,610.39	-1,371,948.08
--	--	--	------------	---------------	---------------	------	---------------	---------------


**2018 1-9**

1

2

2016

3

4

--

5

2010 7

6

7

8

9

2018 4 13

2017

2017

A

## 1

2018		60.23%	2018 01 16	2018 01 17	www.cninfo.com.cn
2018		60.21%	2018 03 19	2018 03 20	www.cninfo.com.cn
2017		60.48%	2018 04 13	2018 04 16	www.cninfo.com.cn
2018		0.99%	2018 06 25	2018 06 26	www.cninfo.com.cn

## 2



( )			( )	( )	( )
	6.7			48000	19041
	1,000				
	45.6				
	20				
	20				
	20				
	20				

1

6

0.41%

124

584,280

2018 6 19

2018078

2

2018 3 19

2018

<2018

>

2018

2018 3 26

141

389.70

JLC1

036285

29.28 /

2018 5 16

2018

2018069

**1**

2

**2**


4

5


9,693.75

70%

2018 6 7  
8,225 1,468.75  
12.5%



10%



		GST-HG131	2016 02 25						2,400				2016 02 26	2016008
		59 " " 6 9 201 301	2016 05 16						4,880			,	2016 05 17	2016050
		GST-HG141	2016 06 02						2,400				2016 06 03	2016051
		GST-HG151	2016 06 02						2,400				2016 06 03	2016051
		GST-HG161	2016 12 19						2,550				2016 12 20	2016104

2018  
02 28  
16

13,698.18



2018

		70%	2018 06 07	2,289.65	11,844.78		2018 03 31		8,225				2018 06 08	2018073 2018080
		12.5%	2018 06 07	2,289.65	11,844.78		2018 03 31		1,468.75				2018 06 08	2018073 2018080
			2018 03 26						200				2018 03 26	2017048 2018052

1

2

1

2017 7 31 2018 1 30  
810,800 30,046,045.57  
2018010

2

2018

2017

A

2018005

2018 2 13

2018018

3

2018 3 19

2017 4 28

42

[2017]13

2017 12 25

[2017]30

2018041

1

:2018040 2018060

2

2018051

3

4

100%

2018042

5

2018077

6

2018 6 5

2018 -1

40,495

3,700

2018 7 27

1

	86,376,050	60.92%	0	0	0	-57,556,530	-57,556,530	28,819,520	20.41%
1	0	0.00%	0	0	0	0	0	0	0.00%
2	0	0.00%	0	0	0	0	0	0	0.00%
3	86,376,050	60.92%	0	0	0	-57,556,530	-57,556,530	28,819,520	20.41%
	48,000,000	33.85%	0	0	0	-48,000,000	-48,000,000	0	0.00%
	38,376,050	27.06%	0	0	0	-9,556,530	-9,556,530	28,819,520	20.41%
4	0	0.00%	0	0	0	0	0	0	0.00%
	0	0.00%	0	0	0	0	0	0	0.00%
	0	0.00%	0	0	0	0	0	0	0.00%
	55,419,650	39.08%	0	0	0	56,972,250	56,972,250	112,391,900	79.59%
1	55,419,650	39.08%	0	0	0	56,972,250	56,972,250	112,391,900	79.59%
2	0	0.00%	0	0	0	0	0	0	0.00%
3	0	0.00%	0	0	0	0	0	0	0.00%
4	0	0.00%	0	0	0	0	0	0	0.00%
	141,795,700	100.00%	0	0					



		16,967		8		0	
		5%		10			
		24.83%	35,068,651	0	0	35,068,651	22,030,000
		10.62%	15,000,000	0	11,250,000	3,750,000	
		10.13%	14,310,800	39,000	10,733,100	3,577,700	1,500,000
		9.56%	13,500,000	0	0	13,500,000	
		5.31%	7,500,000	0	5,625,000	187,500	
		0.89%	1,258,600	-142,700	0	1,258,600	
		0.66%	935,558	935,558	0	935,558	
		0.65%	914,058	13800	0	914,058	
		0.62%	875,005	11600	0	875,005	
		0.49%	696,148	0	0	696,148	
10							
3							
		1					
		2					
10							

---

	35,068,651		35,068,651



			14,271,800	39,000	0	14,310,800	0	0	0
			27,500	0	0	19,250	27,500	-8,250	19,250
			60,000	0	0	42,000	60,000	-18,000	42,000
			27,500	0	0	19,250	27,500	-8,250	19,250
			27,500	0	0	19,250	27,500	-8,250	19,250
	--	--	14,414,300	39,000	0	14,410,550	142,500	-42,750	99,750

			2018 02 28	
			2018 02 28	



1

2018 06 30

	199,211,910.86	408,061,350.14
	2,640,767.20	993,512.24
	63,802,070.18	31,749,967.53
	2,450,260.71	3,619,796.87
	663,445.22	1,097,059.79
	1,895,395.97	1,252,260.36
	36,403,272.88	24,285,487.00

---

	2,841,253.51	1,792,896.84
	309,908,376.53	472,852,330.77



	216,860,306.56	233,726,695.80
	38,292,986.20	56,941,647.00
	41,666,745.18	41,666,745.18
	182,152,935.27	191,800,605.75
	543,598,420.81	552,048,099.73
	8,147,507.57	
	551,745,928.38	552,048,099.73
	867,852,622.69	736,469,366.37

2

	181,128,882.99	391,810,475.24
	1,319,050.00	993,512.24
	37,251,620.84	31,555,223.53
	1,950,165.09	3,585,587.91
	663,445.22	1,097,059.79
	1,299,201.67	1,046,157.06
	22,177,932.03	24,270,197.94
	1,674,020.28	1,254,598.28
	247,464,318.12	455,612,811.99

	166,597,228.77	51,418,276.84
	105,387,629.36	108,273,235.37
	8,673,455.48	6,384,427.01
	36,672,866.99	38,984,507.75
	45,847,007.46	22,512,096.88
	2,148,913.75	2,369,109.97
	5,867,983.59	5,371,304.19
	128,733,217.82	53,189,589.42
	499,928,303.22	288,502,547.43
	747,392,621.34	744,115,359.42
	34,536,225.30	25,228,558.43
	2,438,699.00	4,428,230.37
	9,398,371.30	15,199,010.05
	4,159,747.71	1,156,364.82
	126,676,155.71	121,755,640.44
	177,209,199.02	167,767,804.11

	14,879,032.21	16,103,697.71
	747,452.25	194,582.10
	15,626,484.46	16,298,279.81
	192,835,683.48	184,066,083.92
	141,211,420.00	141,795,700.00
	216,860,306.56	233,726,695.80
	38,292,986.20	56,941,647.00
	41,666,745.18	41,666,745.18
	193,111,452.32	199,801,781.52
	554,556,937.86	560,049,275.50
	747,392,621.34	744,115,359.42

## 3

	162,269,604.35	150,190,486.87
	162,269,604.35	150,190,486.87

	155,821,009.76	117,671,004.62
	22,039,615.88	17,193,944.84
	2,629,084.13	2,723,795.56
	78,613,255.56	59,838,848.71
	57,111,094.19	43,256,791.72
	-4,882,816.86	-5,653,307.80
	310,776.86	310,931.59
	-2,158,548.07	-2,688,100.72
	-2,158,548.07	-2,688,100.72
	2,545,909.50	2,902,794.16
	6,835,956.02	32,734,175.69
	334,322.48	153,329.99
	2,442,186.97	2,132,416.86
	4,728,091.53	30,755,088.82
	400,690.01	3,495,232.73
	4,327,401.52	27,259,856.09
	4,327,401.52	27,259,856.09
	4,327,401.52	27,259,856.09

---

1.		
2.		
1.		
2.		
3.		
4.		
5.		

-		
	2,495,909.50	2,899,794.16
	10,478,981.33	35,346,342.28
	334,322.42	153,329.99
	2,243,018.12	2,132,416.86
	8,570,285.63	33,367,255.41
	1,285,542.83	4,148,520.63
	7,284,742.80	29,218,734.78
	7,284,742.80	29,218,734.78
1.		
2.		
1.		
2.		
3.		
4.		
5.		
6.		
	7,284,742.80	29,218,734.78

## 5

	181,750,584.01	173,409,213.49



	65,785,550.81	4,500,000.00
		360,000,000.00
	173,203,815.95	369,921,787.59
	-173,203,815.95	-139,921,787.59
	14,179,570.00	35,468,925.00
	17,951,090.80	
	32,130,660.80	35,468,925.00
	-32,130,660.80	-35,468,925.00
	-208,849,439.28	-125,299,475.10
	407,811,350.14	364,623,165.46
	198,961,910.86	239,323,690.36

## 6

	181,430,234.01	173,184,588.49
	6,914,422.64	35,508,846.56
	188,344,656.65	208,693,435.05
	18,049,946.54	18,156,673.19
	41,886,129.38	37,085,263.34
	22,793,303.27	27,867,479.48
	106,216,262.78	72,376,902.34

---

	188,945,641.97	155,486,318.35
	-600,985.32	53,207,116.70

	141,795,700.00				233,726,695.80	56,941,647.00			41,666,745.18		191,800,605.75		552,048,099.73
	141,795,700.00				233,726,695.80	56,941,647.00			41,666,745.18		191,800,605.75		552,048,099.73
	-584,280.00				-16,866,389.24	-18,648,660.80					-9,647,670.48	8,147,507.57	-302,171.35
											4,327,401.52		4,327,401.52
	-584,280.00				-16,866,389.24	-18,648,660.80						8,147,507.57	9,345,499.13
1	-584,280.00				-18,089,308.80								-18,673,588.80
2													



1												
2												
3					-468,92 5.00					-35,468, 925.00		-35,000, 000.00
	141,875, 700.00			239,659, 154.73	59,478, 447.00			37,879, 490.11		189,262, 415.22		549,198, ,313.06

8

	141,795,7 00.00			233,726, 695.80	56,941, 647.00			41,666, 745.18	199,801 ,781.52	560,049, 275.50		
	141,795,7 00.00			233,726, 695.80	56,941, 647.00			41,666, 745.18	199,801 ,781.52	560,049, 275.50		
	-584,280.0 0			-16,866, 389.24	-18,648, 660.80				-6,690,3 29.20	-5,492,3 37.64		
									7,284,7 42.80	7,284,74 2.80		
	-584,280.0 0			-16,866, 389.24	-18,648, 660.80					1,197,99 1.56		
1	-584,280.0 0			-18,089, 308.80						-18,673, 588.80		
2												
3				1,222,91 9.56	-18,648, 660.80					19,871,5 80.36		
4												
									-13,975, 072.00	-13,975, 072.00		
1												

2									-13,975,072.00	-13,975,072.00
	141,211,420.00			216,860,306.56	38,292,986.20			41,666,745.18	193,111,452.32	554,556,937.86

	141,875,700.00			235,082,054.73	59,947,372.00			37,879,490.11	201,165,410.93	556,055,283.77
	141,875,700.00			235,082,054.73	59,947,372.00			37,879,490.11	201,165,410.93	556,055,283.77
				4,577,100.00	-468,925.00				-6,250,190.22	-1,204,165.22
									29,218,734.78	29,218,734.78
				4,577,100.00						4,577,100.00
1										
2										
3				4,577,100.00						4,577,100.00
4										
					-468,925.00				-35,468,925.00	-35,000,000.00
1										

1

2015 4

2015 537

1,750

A

350

1,400 2015 4 22

2016 11

127

187.57 2017 8 2018 4

664,280

2018 6 30

14,121.142

913500007297027606

B 10 B

2

1

2

2018 8 23

**1**

15

2014

**2**

12

**1**

2

1 1 12 31

3

12

4

5

22

6

1



4

10

1

1

2

3

4

5

2 1 1 Å œ H ^Ct x F G z 0 ÆB x FH =½ ' I ÑGÿA¼ Ø cÈ • XD{A¼ CE

0 9 Tf0.06 Tc 4

情形		确认结果
已转移金融资产所有权上几乎所有的风险和报酬		终止确认该金融资产（确认新资产/负债）
既没有转移也没有保留金融资产所有权上几乎所有的风险和报酬	放弃了对该金融资产控制	
	未放弃对该金融资产控制	按照继续涉入所转移金融资产的程度确认有关资产和负债及任何保留权益
保留了金融资产所有权上几乎所有的风险和报酬		继续确认该金融资产，并将收益确认为负债

1

2

4

( )

5

6

50% 50%

**11**

**1**

	10%	50

**2**


1 1	5.00%	5.00%
1 2	15.00%	15.00%
2 3	30.00%	30.00%
3 4	50.00%	50.00%
4 5	80.00%	80.00%
5	100.00%	100.00%

**3**


**12**

1

2

17

3

4

5

1

;

2

;

**13**

1

1

2

2

1

2

**14**

1

50%

20%

2

1

A

,

B

,

20

2

A

B

C

7

D

12

3

1

2

22

8

3

**15**

**16**

**1**

**2**

		20	5%	4.75%

		10	5%	9.50%
		5	5%	19.00%
		5	5%	19.00%

3

1

2

3

75%

4

5

17

17

1  
GMP

GMP

2  
GMP

GMP

18

1

1

;

2

;

3

2

3

1

2

19

20

21

1

7

12

类别	无形资产摊销年限
土地使用权	按土地出让年限或尚可使用年限
药品生产技术	自取得药品生产批件起5年内摊销
办公软件	5年

2

1

2016 3 4

2016 51

2016 51

化药类别	研发费用资本化政策
化药一类	进入III期临床至取得生产批件之间的费用资本化
化药二类	进入III期临床至取得生产批件之间的费用资本化
化药三类	获得临床批件至取得生产批件之间的费用资本化
化药四类	获得临床批件至取得生产批件之间的费用资本化
化药五类	获得临床批件至取得生产批件之间的费用资本化
化药六类	获得临床批件至取得生产批件之间的费用资本化

2016 51

化药类别	研发费用资本化政策
化药一类	进入III期临床至取得生产批件之间的费用资本化
化药二类	进入III期临床至取得生产批件之间的费用资本化
化药三类	获得人体生物等效性临床备案至取得生产批件之间的费用资本化
化药四类	获得人体生物等效性临床备案至取得生产批件之间的费用资本化
化药五类	取得临床批件至取得生产批件之间的费用资本化

2

3

2007 7 10

28

中药类别	研发费用资本化政策
中药一类至六类	进入III期临床至取得生产批件之间的费用资本化
中药七类至九类	获得临床批件至取得生产批件之间的费用资本化

3

1

2

3

4

5

22

23

1

24

1

2

1

2

A

B

C

A B

C

3

4

;

25

2

3

1

26

1

2

1

2

3

27

28

1

2

1

2

3

1

2

29

1

2

30

/

1

1

2

3

2

1

2

31

1

2

A

B

32

33

1

2

34

1

		5% 6% 16% 17%
		5% 7%
		3%

2

1  
 2009 2009 51 2009 2009 12 3 2009  
 7 31 2012 7 2012 7 31 2015 9  
 2015 9 21 2018 9 20 5  
 15%

3

( 2018 32 ) 2018 5 1  
 17% 16%

1

	3,278.44	
	198,958,632.42	407,811,350.14
	250,000.00	250,000.00
	199,211,910.86	408,061,350.14

250,000.00

2

3

1

	2,640,767.20	993,512.24
	2,640,767.20	993,512.24

2

- 1 2018 6 30
- 2 2018 6 30
- 3 2018 6 30

4

1

	67,493,	99.56	3,690,9		63,802,					
	052.20	%	82.02	5.47%	070.18					

	67,493,052.20	3,690,982.02	5.47%
--	---------------	--------------	-------

2

1,981,946.27

0.00

3

单位名称	期末余额（元）	占应收账款余额的比例（%）	坏账准备期末余额（元）
第一名	4,129,957.00	6.09%	206,497.85
第二名	2,837,954.41	4.19%	141,897.72
第三名	2,735,928.04	4.04%	136,796.40
第四名	2,513,351.00	3.71%	125,667.55
第五名	2,329,322.00	3.44%	116,466.10
合计	14,546,512.45	21.46%	727,325.62

5

1

1	2,410,870.52	98.39%	3,544,406.77	97.92%
1 2	39,390.19	1.61%	75,390.00	2.08%
2 3			0.10	
	2,450,260.71	--	3,619,796.87	--

2

6

1

	663,445.22	1,097,059.79
	663,445.22	1,097,059.79

7

1

	2,107,976.83	100.00%	212,580.86	10.08%	1,895,395.97	1,404,223.38	100.00%	151,963.02	10.82%	1,252,260.36
	2,107,976.83	100.00%	212,580.86	10.08%	1,895,395.97	1,404,223.38	100.00%	151,963.02	10.82%	1,252,260.36

1			
1	1,334,657.54	66,732.88	5.00%
1	1,334,657.54	66,732.88	5.00%
1 2	586,552.00	87,982.80	15.00%
2 3	181,917.29	54,575.19	30.00%
3 4	3,100.00	1,550.00	50.00%
4 5	50.00	40.00	80.00%
5	1,700.00	1,700.00	100.00%
	2,107,976.83	212,580.87	10.08%

2

60,617.85

0.00

3

	1,162,733.15	667,462.05
	107,831.54	115,842.28
	151,412.14	102,919.05
	686,000.00	518,000.00
	2,107,976.83	1,404,223.38

4

		324,913.05	1	15.41%
				16,245.65

		280,000.00	1	13.28%	14,000.00
		203,000.00	1	9.63%	10,150.00
		203,000.00	1	9.63%	10,150.00
		179,990.00	1-2	8.54%	26,998.50
	--	1,190,903.05	--	56.50%	77,544.15

8

1

	584,532.24		584,532.24	1,575,718.40		1,575,718.40
	6,048,320.26		6,048,320.26	5,493,740.57		5,493,740.57
	11,167,428.64		11,167,428.64	4,825,022.18		4,825,022.18
	13,111,795.34		13,111,795.34	7,844,060.82		7,844,060.82
	3,534,013.42	3,076.47	3,530,936.95	2,716,078.58	3,076.47	2,713,002.11
	1,701,673.49		1,701,673.49	864,084.83		864,084.83
	258,585.96		258,585.96	969,858.09		969,858.09
	36,406,349.35	3,076.47	36,403,272.88	24,288,563.47	3,076.47	24,285,487.00

4

1

5

2

	3,076.47				3,076.47
	3,076.47				3,076.47

9

		26,093.62
	1,138,273.10	816,737.28
	535,747.18	431,720.22
	3,550.00	3,070.00
	1,163,683.23	515,275.72
	2,841,253.51	1,792,896.84

10


2

12

1

1.	92,412,166.86	57,658,213.98	8,062,700.52	3,517,727.21	161,650,808.57
2.	71,752,082.38	13,172,834.39	2,336,246.81	712,214.20	87,973,377.78
1	114,991.38	958,829.31	740,103.81	303,701.20	2,117,625.70
2		4,603,589.08			4,603,589.08
3	71,637,091.00	7,610,416.00	1,596,143.00	408,513.00	81,252,163.00
3.	6,461,296.43	407,153.49	133,418.79		7,001,868.71
1	6,461,296.43	407,153.49	133,418.79		7,001,868.71
4.	157,702,952.81	70,423,894.88	10,265,528.54	4,229,941.41	242,622,317.64
1.	23,708,737.88	21,503,183.39	4,334,290.50	2,248,596.54	51,794,808.31
2.	2,345,973.92	2,712,774.46	643,377.83	235,777.53	5,937,903.74
1	2,345,973.92	2,712,774.46	643,377.83	235,777.53	5,937,903.74
3.	4,297,715.38	366,170.33	126,747.85		4,790,633.56
1	4,297,715.38	366,170.33	126,747.85		4,790,633.56
4.	21,756,996.42	23,849,787.52	4,850,920.48	2,484,374.07	52,942,078.49
1.	135,945,956.39	46,574,107.36	5,414,608.06	1,745,567.34	189,680,239.15
	68,703,428.98	36,155,030.59	3,728,410.02	1,269,130.67	109,856,000.26

2

	5,217,300.00	

2 2018 6 30

13

1

	886,357.21		886,357.21	1,494,017.10		1,494,017.10
	4,400,692.44		4,400,692.44	1,423,040.04		1,423,040.04
	855,287.89		855,287.89	841,136.95		841,136.95
	320,731.05		320,731.05	169,106.17		169,106.17
	1,395,000.00		1,395,000.00	1,045,000.00		1,045,000.00
OA	56,037.74		56,037.74	171,218.77		171,218.77
	252,950.23		252,950.23	161,839.61		161,839.61
	47,754.70		47,754.70	1,079,068.37		1,079,068.37
	18,200.00		18,200.00			
	359,783.84		359,783.84			
K3	80,660.38		80,660.38			
	530,769.23		530,769.23			
	589,326.43		589,326.43			
	640,270.27		640,270.27			
	10,433,821.41		10,433,821.41	6,384,427.01		6,384,427.01

14

1

2

15

16

1

1.	22,140,371.80	26,057,282.03	1,088,445.96	49,286,099.79
2.	27,358,012.50	11,404,558.22	646,046.36	39,408,617.08
1	10,694,092.50		171,218.77	10,865,311.27
2				
3	16,663,920.00	11,404,558.22	474,827.59	28,543,305.81
3.			35,436.89	35,436.89
1			35,436.89	35,436.89
4.	49,498,384.30	37,461,840.25	1,699,055.43	88,659,279.98
1.	2,197,388.74	7,204,488.13	877,271.75	10,279,148.62
2.	313,739.15	2,175,322.38	84,687.28	2,573,748.81
1	313,739.15	2,175,322.38	84,687.28	2,573,748.81
3.			14,765.30	14,765.30
1			14,765.30	14,765.30
4.	2,511,127.89	9,379,810.51	947,193.73	12,838,132.13
1.	46,987,256.41	28,082,029.74	751,861.70	75,821,147.85
2.	19,942,983.06	18,852,793.90	211,174.21	39,006,951.17

37.04%

17

	3 +5	2,692,557.50		2,692,557.50

732,832.85

6 +6	1,295,157.08	125,185.46			1,420,342.54
6 (HIV)	3,643,358.80	1,461,218.48			5,104,577.28
(3 +3	4,792,822.08	759,902.68			5,552,724.76
	2,503,797.06	1,042,257.56			3,546,054.62
	3,230,137.97	3,959,991.40			7,190,129.37
	2,549,014.24	4,426,691.68			6,975,705.92
HBV		2,076,042.03			2,076,042.03
0.5mg 1mg		2,118,566.03			2,118,566.03
	1,077,751.45	7,359,723.11			8,437,474.56
	22,512,096.88	23,334,910.58	0.00	0.00	45,847,007.46

项目	资本化开始时点	资本化的具体依据	截止2018-6-30的研发进度
阿戈美拉汀原料药及胶囊剂(3类+5类)	2015/2/13	取得临床批件	已取得临床批件
富马酸替诺福韦二吡喹酯胶囊(化药3类)	2011/9/29	取得临床批件	已获得生产批件
富马酸替诺福韦二吡喹酯胶囊(化药5类)	2011/9/29	取得临床批件	已撤回药品注册申请
枸橼酸西地那非原料及片剂(6类+6类)	2016/10/18	取得人体生物等效性试验批件	已取得临床批件,正在进行临床试验
富马酸替诺福韦二吡喹酯片(6类)(HIV)	2016/1/29	取得人体生物等效性试验批件	已取得临床批件,正在进行临床研究
索非布韦原料药及片剂(3类+3类)	2016/5/18	取得临床批件	已取得临床批件,正在进行临床研究
拉米夫定片剂一致性评价	2016/5/4	项目立项审批	已完成相关药学研究工作,并进行相关体外评价研究工作
阿德福韦酯片剂一致性评价	2016/5/4	项目立项审批	已完成相关药学研究工作及临床研究工作

	2016/5/4	项目立项审批	已完成相关药学研究工作及临床研究工作	恩替卡韦胶囊一致性评价
胶囊一致性	2017年	项目立项审批	已完成相关药学研究工作及临床研究工作	富马酸替诺福韦二吡喹酯片评价
原料及片剂	2018/6/7	取得BE备案号	已完成相关药学研究工作,准备进行BE临床研究工作	富马酸替诺福韦艾拉酚胺原(3类+3类)(HBV)
	2018/2/22	取得BE备案号	已完成相关药学研究工作,正在进行BE临床研究工作	恩替卡韦片(0.5mg、1mg)

18

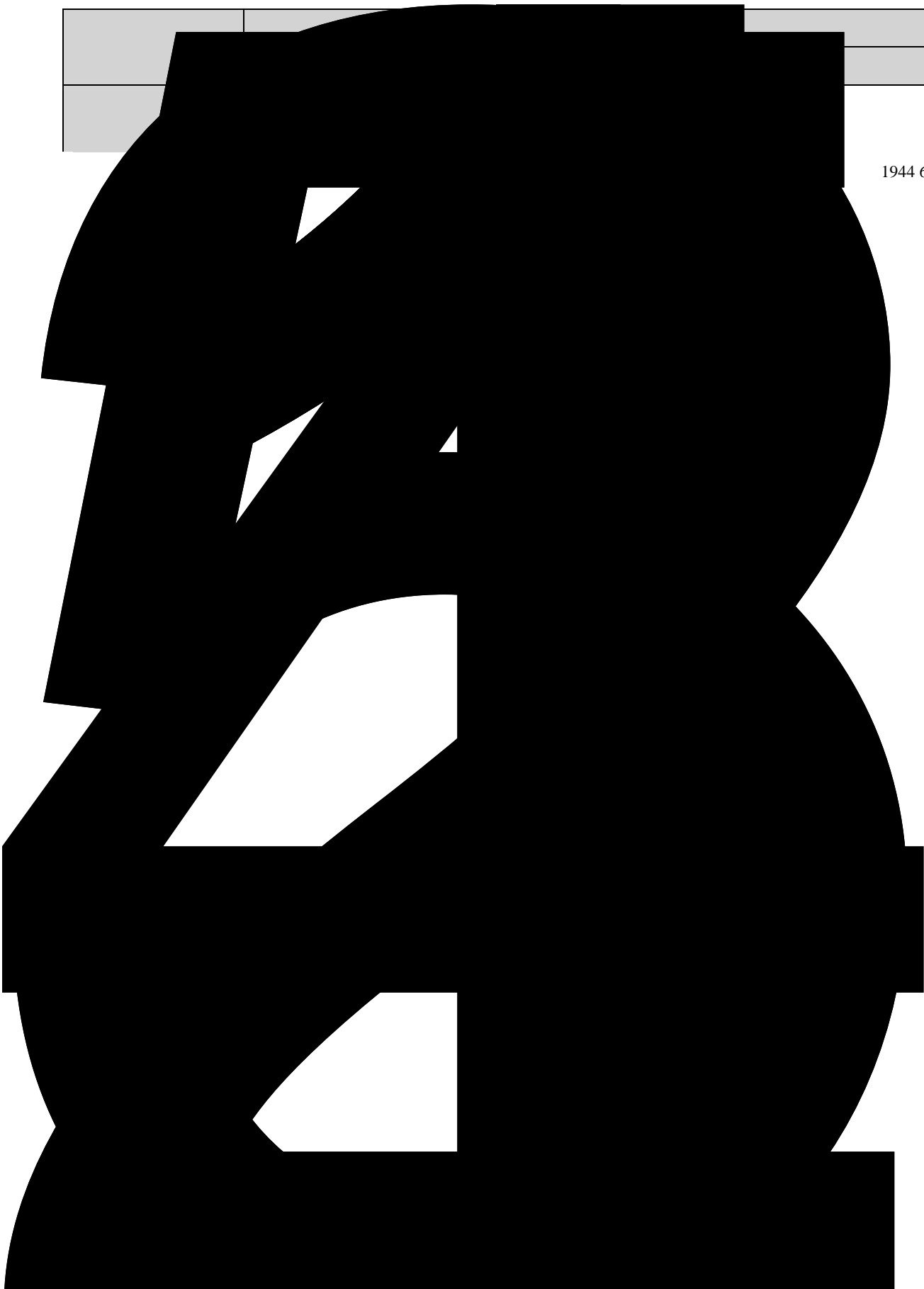
1



	55,138,180.03	9,674,800.77	46,323,686.56	7,996,635.78
--	---------------	--------------	---------------	--------------

2


1944 61742



23

1

	18,117,179.69	7,715,941.89
	28,445,548.25	13,281,102.95
	4,130,097.13	4,418,107.40
	50,692,825.07	25,415,152.24

2 1

2018 6 30 1

24

1

	3,881,011.45	4,428,230.37
	3,881,011.45	4,428,230.37

2

2018 6 30 1

25

1

	15,294,894.05	39,054,610.17	44,950,007.63	9,399,496.59
-	0	1,171,587.07	1,171,587.07	0
		322,163.00	322,163.00	
	15,294,894.05	40,548,360.24	46,443,757.70	9,399,496.59

2

1	12,868,865.55	35,260,225.64	41,000,016.53	7,129,074.66
2		1,383,807.47	1,383,807.47	
3		1,205,328.31	1,205,328.31	
		1,078,846.45	1,078,846.45	
		63,012.57	63,012.57	
		63,469.29	63,469.29	
4		651,067.50	651,067.50	
5	2,426,028.50	554,181.25	709,787.82	2,270,421.93
	15,294,894.05	39,054,610.17	44,950,007.63	9,399,496.59

3

1	0.00	1,139,103.86	1,139,103.86	0.00
2	0.00	32,483.21	32,483.21	0.00
	0.00	1,171,587.07	1,171,587.07	0.00

26

	4,580,604.14	285,241.78
	208,506.01	107,391.26
	354,182.90	196,399.83
	272,873.48	92,496.13
	243,472.44	92,496.13
	506,411.34	
	473,416.99	362,904.53
	3,509.31	
	13,833.50	69,101.60
	29,095.96	
	6,685,906.07	1,206,031.26

27

1

	49,475,405.30	41,493,248.86
	29,999,119.25	22,983,781.75
	38,292,986.20	56,941,647.00
	24,234,375.00	
	5,000,000.00	
	766,150.23	360,001.30
	147,768,035.98	121,778,678.91

2

1

2018 6 30

1

28

	16,103,697.71	40,418,212.00	1,224,665.50	55,297,244.21	
	16,103,697.71	40,418,212.00	1,224,665.50	55,297,244.21	--

						/
		2,500.00		2,500.00	0.00	
		4,569,098.18		238,448.14	4,330,650.04	
		2,242,710.09		243,272.40	1,999,437.69	
		242,683.35		25,000.00	217,683.35	
		158,234.25		13,320.00	144,914.25	
	-	220,899.48		8,048.97	212,850.51	
		232,900.01		25,000.00	207,900.01	

	4,333,333.36		499,999.99	3,833,333.37	
	752,813.35		60,265.00	692,548.35	
	307,363.33		26,000.00	281,363.33	
	47,634.43		3,516.00	44,118.43	
	156,000.00		18,000.00	138,000.00	
	583,761.23		36,295.00	547,466.23	
	800,000.00			800,000.00	
	1,000,000.00			1,000,000.00	
	453,766.65		25,000.00	428,766.65	
		40,418,212.00		40,418,212.00	
	16,103,697.71	40,418,212.00	1,224,665.50	55,297,244.21	--

1

41,046,474.37 2011 3

## 29

		+ -					
	141,795,700.00				-584,280.00	-584,280.00	141,211,420.00

6

65,100

2017

2016

118

519,180

584,280

141,795,700

141,211,420

2018 3 19

4 13

2017

2018

H-003

## 30

	230,852,845.90		18,089,308.80	212,763,537.10

	2,873,849.90	1,222,919.56		4,096,769.46
	233,726,695.80	1,222,919.56	18,089,308.80	216,860,306.56

4,096,769.46

## 31

	56,941,647.00		18,648,660.80	38,292,986.20
	56,941,647.00	0.00	18,648,660.80	38,292,986.20

6

65,100

2017

2016

118

519,180

584,280

141,795,700

141,211,420

2017

584,280

31.61

18,469,090.80

18,469,090.80

2017

179,570.00

## 32

	41,666,745.18	0	0	41,666,745.18
	41,666,745.18	0	0	41,666,745.18

## 33

		191,800,605.75	197,471,484.13
		4,327,401.52	27,259,856.09
		13,975,072.00	35,468,925.00

	182,152,935.27	189,262,415.22
--	----------------	----------------

- 1) 0.00
- 2) 0.00
- 3) 0.00
- 4) 0.00
- 5) 0.00

**34**

	162,264,629.58	22,039,615.88	150,184,179.28	17,190,904.67
	4,974.77	0.00	6,307.59	
	162,269,604.35	22,039,615.88	150,190,486.87	17,190,904.67

**35**

	976,056.68	1,041,666.13
	976,056.65	1,041,666.12
		13,453.36
	93,799.50	29,410.37
	312,093.77	214,782.52
	267,180.88	379,877.06
	3,210.00	2,940.00
	686.65	
	2,629,084.13	2,723,795.56

**36**

	52,893,741.66	33,302,584.91
	19,339,261.76	19,488,097.71

	2,550,443.37	2,915,483.92
	1,596,215.28	1,640,857.40
	994,165.22	774,757.29
	482,550.41	958,460.07
	415,431.32	424,535.51
	306,667.72	286,876.75
	34,778.82	47,195.15
	78,613,255.56	59,838,848.71

37

	38,246,337.88	27,299,118.70
	9,134,857.11	8,710,835.47
	4,593,711.35	3,012,672.79

	310,776.86	310,931.59
	310,776.86	310,931.59

40

	-2,158,548.07	-2,688,100.72
	-2,158,548.07	-2,688,100.72

41

	2,545,909.50	2,902,794.16

42

	334,322.42	145,111.14	334,322.42
	0.06	8,218.85	0.06
	334,322.48	153,329.99	

43

		2,132,168.80	
	2,243,018.12	248.06	2,243,018.12
	199,168.85		199,168.85
	2,442,186.97	2,132,416.86	2,243,018.12

44

1

	2,095,596.89	5,002,000.21
	-1,694,906.88	-1,506,767.48
	400,690.01	3,495,232.73

2

	4,728,091.53
/	1,285,542.85
	-884,852.84
	400,690.01

45

46

1

		28,033,641.35
	1,321,244.00	2,035,632.00

	103,957,805.50	71,498,555.37
	2,197,592.56	757,023.64
	1,840,658.36	2,042,905.66
	107,996,056.42	74,298,484.67

3

		230,000,000.00
		230,000,000.00

4

		360,000,000.00
		360,000,000.00

5

	17,951,090.80	0
	17,951,090.80	0

47

1

1	--	--
	4,327,401.52	27,259,856.09
	310,776.86	310,931.59
	5,937,903.74	5,803,739.62

	2,573,748.81	1,053,823.10
	626,055.08	162,616.08
	2,243,018.12	248.06
	2,158,548.07	2,688,100.72
	-1,678,164.99	-1,506,767.48
	552,870.15	
	2,107,554.97	-2,160,444.71
	-28,189,297.64	-6,085,868.93
	5,253,441.34	22,502,025.67
	261,181.44	62,977.68
	-3,514,962.53	50,091,237.49
2	--	--
3	--	--
	198,961,910.86	239,323,690.36
	407,811,350.14	364,623,165.46
	-208,849,439.28	-125,299,475.10

2

	72,703,125.00
	--
	72,703,125.00
	7,117,574.19
	--
	7,117,574.19
	65,585,550.81

3

	198,961,910.86	407,811,350.14
	3,278.44	
	198,958,632.42	407,811,350.14

	198,961,910.86	407,811,350.14
--	----------------	----------------

48

	250,000.00	
	62,200,956.00	
	16,663,920.00	
	79,114,876.00	--

1

1

	2018 06 26	96,937,500.00	82.50%		2018 06 26	

2

--	96,937,500.00
	96,937,500.00
	38,409,678.57
/	58,527,821.43

3

	7,117,574.19	7,117,574.19
	26,540,032.33	26,540,032.33

2018

	14,225,340.85	13,711,373.88
	81,252,163.00	73,989,118.08
	28,543,305.81	12,088,833.09
	1,321,717.20	1,321,717.20
	482,036.31	482,036.31
	589,526.26	589,526.26
	296,632.78	296,632.78
	8,000,000.00	8,000,000.00
	38,000,000.00	38,000,000.00
	14,883,423.12	14,883,423.12
	2,353,277.86	2,353,277.86
	1,367,622.45	1,367,622.45
	21,059,645.11	21,059,645.11
	41,046,474.37	41,046,474.37
	49,657,885.82	25,426,401.22
	49,657,885.82	25,426,401.22

2018041

4

2

3

1

1

				100.00%		
				100.00%		
				100.00%		
					100.00%	
				100.00%		

100.00%

	6,946,429.83	7,876,834.72
	9,016,971.43	9,712,586.54
	15,963,401.26	17,589,421.26
	8,429,816.49	6,229,365.70
	8,429,816.49	6,229,365.70
	7,221,529.26	11,360,055.56
	3,538,549.34	5,566,427.22
	16,033,549.35	18,061,427.22
	4,417,982.30	2,004,569.16
	-3,820,745.49	-5,485,919.84
	-3,820,745.49	-5,485,919.84

2018 6 30

6,380.21

12

1

2018 6 30

1.99

1.68

1

2018 6 30

2

3

1

			5,000	24.83%	24.83%

2

( )

3

( )

4

( )	

5

1

2

/

/

3

		497,719.93	0.00

2021 2 28

A 1  
92,680

2017 11 29

4

5

6

7

	1			31.96	/			
	2016	11	8	42				
	30%							
	35%				35%		18	30
	42	2			29.28	/		
	2018	3	26	12			36	
				40%			30%	
		30%			12	24	36	

1

2016 10 10 > 2016 < 2016  
127 187.57  
31.96 /  
18

锁定期	解锁安排	公司业绩考核条件	解锁比例
第一次解锁期	自首次授予日起 18 个月后的首个交易日起至首次授予日起 30 个月内的最后一个交易日当日止	2017年度净利润相比2016年度增长不低于 20%	30%
第二次解锁期	自首次授予日起 30 个月后的首个交易日起至首次授予日起 42 个月内的最后一个交易日当日止	2018年度净利润相比2016年度增长不低于56%	35%
第三次解锁期	自首次授予日起 42 个月后的首个交易日起至首次授予日起 54 个月内的最后一个交易日当日止	2019年度净利润相比2016年度增长不低于111%	35%

2017

2

2018 2 28 > 2018 < 2018  
2018 3 26 > 2018 < 2018  
144 395.70 29.28 /

行权安排	行权时间	公司业绩考核目标	行权比例
第一个行权期	自授权日起12个月后的首个交易日起至授权日起24个月内的最后一个交易日当日止	以2017年度营业收入为基数，2018年营业收入增长率不低于50%	40%
第二个行权期	自授权日起24个月后的首个交易日起至授权日起36个月内的最后一个交易日当日止	以2017年度营业收入为基数，2019年营业收入增长率不低于80%	30%
第三个行权期	自授权日起36个月后的首个交易日起至授权日起48个月内的最后一个交易日当日止	以2017年度营业收入为基数，2020年营业收入增长率不低于111%	30%

2018 5 16

2

	-
	4,096,769.46
	2,089,164.37

3

4

2017

5

1

2018 6 30

2

1

2

1

2

3

4

5

6

1

7

1

1

--	--	--


3

单位名称	期末余额(元)	占应收账款余额的比例(%)	坏账准备期末余额(元)
第一名	2,837,954.41	7.17%	141,897.72
第二名	2,592,757.00	6.56%	129,637.85
第三名	122,959.00	0.31%	2,513,351.00
第四名	116,488.10	0.29%	2,529,522.00
第五名	61,632.00	0.15%	1,636,644.00
其他	595,501.42	1.51%	11,919,926.41

2

1

	1,380,842.49	100.00%	81,640.82	5.91%	1,299,201.67	1,110,644.38	100.00%	64,487.32	5.81%	1,046,157.06
	1,380,842.49	100.00%	81,640.82	5.91%	1,299,201.67	1,110,644.38	100.00%	64,487.32	5.81%	1,046,157.06

1				
1		1,288,530.49	64,426.52	5.00%
1		1,288,530.49	64,426.52	5.00%
1	2	81,962.00	12,294.30	15.00%
2	3	5,600.00	1,680.00	30.00%
3	4	3,000.00	1,500.00	50.00%

4	5	50.00	40.00	80.00%
5		1,700.00	1,700.00	100.00%
		1,380,842.49	81,640.82	5.91%

2

17,153.50

0.00

3

	471,825.05	376,275.05
	117,590.78	102,218.05
	105,426.66	114,151.28
	686,000.00	518,000.00
	1,380,842.49	1,110,644.38

4

		324,913.05	1	23.53%	16,245.65
		280,000.00	1	20.28%	14,000.00
		203,000.00	1	14.70%	10,150.00
		203,000.00	1	14.70%	10,150.00
		105,426.66	1	7.63%	5,271.33
	--	1,116,339.71	--	80.84%	55,816.98

3

	150,377,500.00		150,377,500.00	33,240,000.00		33,240,000.00
	16,219,728.77		16,219,728.77	18,178,276.84		18,178,276.84
	166,597,228.77		166,597,228.77	51,418,276.84		51,418,276.84

1

	15,000,000.00			15,000,000.00
	300,000.00	10,200,000.00		10,500,000.00
	2,540,000.00	10,000,000.00		12,540,000.00
	200,000.00		200,000.00	
	15,200,000.00			15,200,000.00
		200,000.00		200,000.00
		96,937,500.00		96,937,500.00
	33,240,000.00	117,337,500.00	200,000.00	150,377,500.00

2


	18,178,2 76.84	200,00 0.00		-2,158, 548.07						16,219, 728.77	
	18,178,2 76.84	200,00 0.00		-2,158, 548.07						16,219, 728.77	

4



2

		/	/
	0.79%	0.0306	0.0306
	0.72%	0.0280	0.0280

3

1

2

3

4

