



)

(

"

"

"

"

**141,795,700**

**10**

**1.00**

**0**

**10**

**0**

.....	2
.....	6
.....	9
.....	12
.....	32
.....	48
.....	54
.....	55
.....	64
.....	69
.....	70
.....	169



GMP		"Good Manufacturing Practice"
GSP		"Good Supply Practice"
		2017 1 1 2017 12 31
		2016 1 1 2016 12 31
		2017 12 31

			300436
			Fujian Cosunter Pharmaceutical Co., Ltd.
			Cosunter
			355300
			89 B 10 B
			350003
			www.cosunter.com
			niuniu@cosunter.com

	89	89
	B 10 B	B 10 B
	0591-38305333	0591-38305333
	0591-38305305	0591-38305305
	niuniu@cosunter.com	zhangqinghe@cosunter.com

	www.cninfo.com.cn

	152                      B    7-9

	178                      6		2015    4    22    -2018    12 31

	82,685,803.89	67,504,682.98	72,550,329.09	73,381,873.26
	20,399,404.02	6,860,452.07	2,167,935.28	4,137,510.32
	20,714,570.90	5,760,344.84	736,183.27	1,961,336.93
	17,570,106.93	32,521,130.56	8,983,655.32	12,393,112.99

1

2

	2017	2016	2015	
	-49,614.95	4,008.24	18,449.18	
	7,058,692.70	4,775,460.46	7,681,547.46	
	-1,813,182.39	-109,810.95	-436,018.59	
	803,029.61	721,671.18	1,115,723.99	
	4,392,865.75	3,947,986.57	6,148,254.06	--

1

1

1

1

) ( 29,611.53  
4,808.66 22.91% 16.24% 2,458.87  
8.83% 8.30% 21,422.24 4.01%  
72.34% 2017 5 , 7 , 921.76  
3.11%

2

11,306.05 53.15% 38.18%

3

18,305.47 46.85% 61.82%

HBV

2017 2015 3.25  
134  
2015 2.57 6.2% 1.15  
88.7 2015  
9% 8% 170  
1 59 7.18% 9300 2,000  
2015  
20%  
280 2015 170 2017 2016

9

2015

80%

1

	450
	238
	42.65
	58.66%
	1,823.30
	3 +3 (HBV) 3



2

2,626.06      6819.31      7,533.25

8.5%    21.80%    25.44%

30

2

GST-HG131    GST-HG141

2017 9 25

GST-HG161

GST-HG161

best-in-class

2017 10 23

(NAFLD)

GST-HG151

(NASH)

3

4

31

5

6



C		284.59	4,403.40	66.52%
D		67.65	2,648.66	48.08%
<b>6</b>				

A	2017050	10,000		
B		2017075	10,000	
C				
D	2017051	5,000		RGI
			2017049	10,000
E				
F	2017083	10		5000

2

**1**

" " " "

**2**

**1**

1

5

9

LED

10

2017

296,122,689.68

2017		2016		
296,122,689.22	100%			

	9,217,611.99	5,480,572.38	40.54%			
	106,417,161.20	12,189,356.59	88.55%	5.95%	21.38%	-1.45%
	104,511,633.80	11,927,039.69	88.59%	-10.40%	-27.95%	2.78%
	25,869,768.18	5,114,615.71	80.23%	-7.68%	3.05%	-2.06%
	33,091,900.60	5,563,904.57	83.19%	-17.32%	17.76%	-5.00%
	26,224,795.02	3,789,727.10	85.55%	-5.34%	-15.04%	1.65%

1

3

			2017	2016	
			2,504.08	3,057.58	-18.10%
			2,080.73	3,486.25	-40.32%
			265.89	694.6	-61.72%
			1,128.66	1,329.81	-15.13%
			1,171.79	1,274.96	-8.09%
			136.26	95.84	42.18%
			4,752.26	4,470.32	6.31%
			5,020.68	4,828.73	3.98%
			729.84	477.1	52.97%
			79.3		
			128.78		
			48.26		

30%

1

40.32% 61.72%

18.10%

2

42.18%

2018

3

1

52.97%

4

2017 5

, 7

---

2018

57.95%	-10.04%
22.08%	5.56%
13.82%	4.49%



	110,118,469.19
	37.19%
	0.00%

5

1		61,542,459.48	20.78%
2		15,797,059.77	5.33%
3		11,898,253.00	4.02%
4		11,414,768.55	3.85%
5		9,465,928.39	3.20%
	--	110,118,469.19	37.19%

	18,358,921.98
	45.35%
	0.00%

5



				400
	91,520,751.08	91,420,081.01	0.11%	
	-11,960,634.40	-10,346,094.37	15.61%	

4

2017 5 18

1 GST-HG151 2 1

GST-HG161

21.80% 3.64% 1,646.63 7,533.25 5,886.62 25.44%

1

1				H20173192	
2				H20170005	
3					
4					
5					

6					
7					
8		5			
9		5			
10					

HIV-

3

4

2

序号	药品名称	适应症或者功能主治	发明专利起止期限	所属注册分类	是否属于中药保护品种
1	富马酸替诺福韦二吡呋酯胶囊	慢性乙型肝炎	2013.10.24-2033.10.23	原化学药品第5类	否

3

10%

药品名称	适应症或者功能主治	发明专利	专利起止期限	所属注册分类	是否属于中药保护品种
阿甘定	治疗慢性乙型肝炎	一种阿德福韦酯的合成方法 200610112062.7	2006-08-30至2026-08-29	化药一类	否
		一种阿德福韦酯单酯的制备及其含量检测方法 200710009159.X	2007-06-28至2027-06-27		
		一种阿德福韦酯的晶型及其制备方法			
		方法和药物应用			
		一种阿德福韦酯M晶型的制备方法 200910168120.1	2007-09-03至2027-09-03		
否	贺甘定	拉米夫定晶型及其制备方法 200910119632.9	2009-03-24至2029-03-23	6类	
		一种易溶出的拉米夫定片及其制备方法 201110085262.9	2011-04-06至2031-04-05		
		拉米夫定晶型及其制备方法 201010254731.0	2009-03-24至2029-03-23		
		一种恩替卡韦的固体分散剂、其药物组合物及其制备方法和药物应用 200710009952.X	2007-12-07至2027-12-06		
		一种抗病毒药物恩替卡韦的制备方法	2007-12-06至2027-12-05		
	2009-10-28至2029-10-27	5类	否	福甘定	慢性乙型肝炎
制备	2010-01-08至2030-01-07				一种恩替卡韦的盐化合物,其方法和药物应用 201010000443
方法	2011-04-06至2031-04-05				一种恩替卡韦分散片及其制备方法 201110085253.X
的方	2015-07-29至2035-07-28				一种检测恩替卡韦关键中间体的方法 201510454760.4
其制	2010-03-04至2030-03-03				富马酸替诺福韦酯的新晶型及其制备方法 201010126780.6
方法	2010-03-04至2030-03-03				替诺福韦酯的盐化合物,其制备和药物应用 201010126779.3
制备	2013-10-11至2033-10-10	5类	否	福甘定	慢性乙型肝炎
型及	2013-10-11至2033-10-10				一种替诺福韦单酯富马酸盐的制备方法 201310472328.9
剂及	2013-10-24至2033-10-23				替诺福韦单酯富马酸盐的新晶型及其制备方法 201310472450.6
福韦	2014-07-30至2034-07-29				富马酸替诺福韦二吡啶酰胺囊剂及其制备方法 201310505327.X
					一种适合于工业化生产的替诺福韦制备方法 201410368318.5

4

	2017	2016	2015
	93	82	79
	16.64%	15.05%	17.56%
	75,332,543.46	68,193,085.84	26,260,619.98
	25.44%	21.80%	8.50%
	16,466,298.03	7,386,290.47	3,769,224.90
	21.86%	10.83%	14.35%
	49.06%	11.12%	3.64%

1

2016 3 4

2016 51

2016 51

化药类别	研发费用资本化政策
化药一类	进入III期临床至取得生产批件之间的费用资本化
化药二类	进入III期临床至取得生产批件之间的费用资本化
化药三类	获得临床批件至取得生产批件之间的费用资本化
化药四类	获得临床批件至取得生产批件之间的费用资本化
化药五类	获得临床批件至取得生产批件之间的费用资本化
化药六类	获得临床批件至取得生产批件之间的费用资本化

2016 51

化药类别	研发费用资本化政策
化药一类	进入III期临床至取得生产批件之间的费用资本化
化药二类	进入III期临床至取得生产批件之间的费用资本化
化药三类	获得人体生物等效性临床备案至取得生产批件之间的费用资本化
化药四类	获得人体生物等效性临床备案至取得生产批件之间的费用资本化
化药五类	取得临床批件至取得生产批件之间的费用资本化

2

3

2007 7 10

28

21

中药类别	研发费用资本化政策
中药一类至六类	进入III期临床至取得生产批件之间的费用资本化
中药七类至九类	获得临床批件至取得生产批件之间的费用资本化

3

1 ;

2 ;

3 ;

4 ;

5 ;

5

	2017	2016	
	391,311,263.99	362,180,294.62	8.04%
	319,843,258.19	288,337,973.31	10.93%
	71,468,005.80	73,842,321.31	-3.22%
	50,000,682.00	300,171,753.42	-83.34%
	40,274,778.12	147,502,618.43	-72.70%
	9,725,903.88	152,669,134.99	-93.63%
		59,947,372.00	-100.00%
	38,005,725.00	35,000,000.00	8.59%
	-38,005,725.00	24,947,372.00	-252.34%
	43,188,184.68	251,458,828.30	-82.82%

1 2017 972.59 14,294.32  
93.63%

2 2017 -3,800.57 6,295.31  
252.34% 127 187.57 5,995

3,356.53 7,146.80 3,790.27

	-2,755,081.64	-7.84%		
	0.00	0.00%		
	681,307.19	1.94%		
	625,419.88	1.78%		
	2,430,553.56	6.91%		

**1**

	2017		2016			
	408,061,350.14	55.41%	414,873,165.46	59.21%	-3.80%	
	31,749,967.53	4.31%	20,011,106.67	2.86%	1.45%	
	24,285,487.00	3.30%	17,642,057.24	2.52%	0.78%	
		0.00%		0.00%	0.00%	
	18,178,276.84	2.47%	16,233,358.48	2.32%	0.15%	
	109,856,000.26	14.92%	114,073,996.83	16.28%	-1.36%	
	6,384,427.01	0.87%	4,004,450.15	0.57%	0.30%	

**2**

**3**

250,000.00

**1**

			300,000.00	100.00%							-72.76		20170727 <a href="http://www.cninfo.com.cn">http://www.cninfo.com.cn</a>
			2,540,000.00	100.00%							-20,275.19		20170727 <a href="http://www.cninfo.com.cn">http://www.cninfo.com.cn</a>
			200,000.00	100.00%							-163.27		20170901 <a href="http://www.cninfo.com.cn">http://www.cninfo.com.cn</a>
			15,200,000.00	100.00%							-82,891.58		20170727 <a href="http://www.cninfo.com.cn">http://www.cninfo.com.cn</a>
				100.00%							0.00		20170918 <a href="http://www.cninfo.com.cn">http://www.cninfo.com.cn</a>

	--	--	18,240,000.00	--	--	--	--	--	0.00	-103,402.80	--	--	--
--	----	----	---------------	----	----	----	----	----	------	-------------	----	----	----

3

4

5

1

2015		25,883	2,745.83	18,213.03	0	5,200	20.09%	7,669.97			7,669.97	
	--	25,883	2,745.83	18,213.03	0	5,200	20.09%	7,669.97	--		7,669.97	
2015	4	25,883		182,130,250.55								

8,300,748.90	85,000,498.35
--------------	---------------

2

	(		(1)		(2)	(3)				
	)					(2)/(1)				

	1	GSP		
	2	:		
	1	GMP		
	1		1,765.00	
	2			
	2			
	1		2,600.00	GMP
	2			GSP


3

		(1)		(2)	(3)=(2)/(1) )				
	GMP	6,620	284.59	4,403.4	66.52%		0		
	GMP	7,990	2,008.92	5,808.73	72.70%		0		
	--	14,610	2,293.51	10,212.13	--	--	0	--	--
( )	2016 5 9 2016 2016046								
( )									
	2016 5 9 2016 2016046								

1

2

10%

			30,000,000	7,457,745. 65	7,141,520. 69	1,044,380. 43	-5,548,935. 61	-4,186,832. 03



2018



4

2016

5

2010 7

CONPIL EWA BAE<ADMP


10		0
10		1.00
10		0
		141,795,700
		14,179,570.00
		199,801,781.52
		100.00%
		20
		2017
		2017
	33,565,301.69	2017
		10%
		3,787,255.07
201,165,410.93	2016	35,448,925.00
199,801,781.52		2017
2017	141,795,700	10
		1.00
	14,179,570	
	2017	

3

<b>2015</b>	2015	9	7	2015	7,000
	10	10		7,000	14,000
<b>2015</b>	2016	4	25	2015	140,000,000
				10	2.5
					2016
					5
					24
	35,000,000				
<b>2016</b>	2017	3	17	2016	141,875,700
				10	2.5
					35,468,925



			20			
			3			
			3	2015 04 22	2015 4 22 2018 4 21	
			3			



1

20%

2

				22		
			2			
			3			
			4			
		"				
				2015 04 22		
				2015 04 22	2015 4 22 2018 4 21	
				2015 04 22	2018 4 21	

					2020 4 21	
			1			
			2			
			3	2015 04 22		
			4			
				2015 04 22		
				2015 04 21	2015 4 22 2018 4	

					21	
			6 20 6 6	2015 04 22 22	2015 4 22 2020 4 21	
			25% 40% 10 3 5	2015 04 22 22	2018 4 22 2020 4 21	

				2015 04 22		
			1  2  3	2015 04 22		

			4			
			5			
			6			
			1			
			2			
			3	2015 04 22		

			4			
				2015 04 22		
				2017 09 15	2017 9 15 2020 9 14	

2

"

"

"

"

1 2017 5 10

<

16

>

[2017]15

16

2017 6 12

16

2017 1 1

2017 1 1

2017 1 1

2017 1 1

7,050,643.99

7,050,643.99

7,050,643.99

2 2017 4 28

42

[2017]13

2017 5 28

2017 5 28

2017

0

2017

3 2017 12 25

2017 30

2017

49,614.95

2016

19,590.20

2016

15,581.96

2017

49,614.95

2016

4,008.24

	60
	7

( )			( )	( )	( )		
	6			1 2  28520			
	6.7			48000 19041	2017 9		
	1,000						
	20						
	20						
	20						
	20						

2016		2016	2016	127
187.57	2017 8 14	3		80,000
	31.71 /	2017 10		
www.cninfo.com.cn			2017067	
	2017091			

1

2

3

4

5

1

1

2

3

1

89

B 10 B C

119.56

2

756

GJ-13

1 ~ 29 A~D

115.54

3

2,400 ( )

4

A 1

88,266.67

5

10%

10%

2

3

1

2

**4**

**1**

5

1

类型	公司名称	注册资本	公告索引	进展情况
全资子公司	福建广生医院有限公司	10000万元人民币	《关于设立全资子公司福建广生医院有限公司的公告》（公告编号：2017050）	已取得营业执照
全资子公司	福州和睦家广生妇儿有限公司	10000万元人民币	《关于设立全资子公司福州和睦家广生妇儿医院有限公司的公告》（公告编号：2017075）	已取得营业执照

北京和睦家医院有限公司（北京）国际股份有限公司

10000万元人民币 全资子公司福州和睦家（中国）国际股份有限公司 已取得营业执照

1

	85,875,700	60.53%	0	0	0	500,350	500,350	86,376,050	60.92%
1	0	0.00%	0	0	0	0	0	0	0.00%
2	0	0.00%	0	0	0	0	0	0	0.00%
3	85,875,700	60.53%	0	0	0	500,350	500,350	86,376,050	60.92%
	48,000,000	33.83%	0	0	0	0	0	48,000,000	33.85%
	37,875,700	26.69%	0	0	0	500,350	500,350	38,376,050	27.06%
4	0	0.00%	0	0	0	0	0	0	0.00%
	0	0.00%	0	0	0	0	0	0	0.00%
	0	0.00%	0	0	0	0	0	0	0.00%
	56,000,000	39.47%	0	0	0	-580,350	-580,350	55,419,650	39.08%
1	56,000,000	39.47%	0	0	0	-580,350	-580,350	55,419,650	39.08%
2	0	0.00%	0	0	0	0	0	0	0.00%
3	0	0.00%	0	0	0	0	0	0	0.00%

80,000  
80,000

2017 10 24

2

2017 8 14

3

80,000

80,000

2

	34,500,000	0	0	34,500,000		2020 4 21
	13,500,000	0	0	13,500,000		2018 4 21
	15,000,000	0	0	15,000,000		2018 4 21
	13,500,000	0	0	13,500,000		2018 4 21
	578,850	0	578,850	578,850		25%
	7,500,000	0	0	7,500,000		2018 4 21
	1,875,700	0	-80,000	1,795,700		2016099
	0	0	1,500	1,500		2018 6 20
	86,454,550	0	500,350	86,376,050	--	--

1

2

2016 3 3  
 80,000 141,875,700 141,795,700 80,000  
 0.056%

3

1

	16,239		15,484	9		0	9		0
		5%		10					

		0.63%	900,258		0		
		0.61%	863,405		0		
		0.49%	696,148		0		
2		0.42%	595,605		0		
10 4							
	1	"	"		2		
10							
				1,401,300		1,401,300	
				900,258		900,258	
				863,405		863,405	
				696,148		696,148	
2				595,605		595,605	
1				589,500		589,500	
				568,651		568,651	
#				406,700		406,700	
				350,000		350,000	
				325,200		325,200	
10 10	10						
				406700		406700	

10

10

10

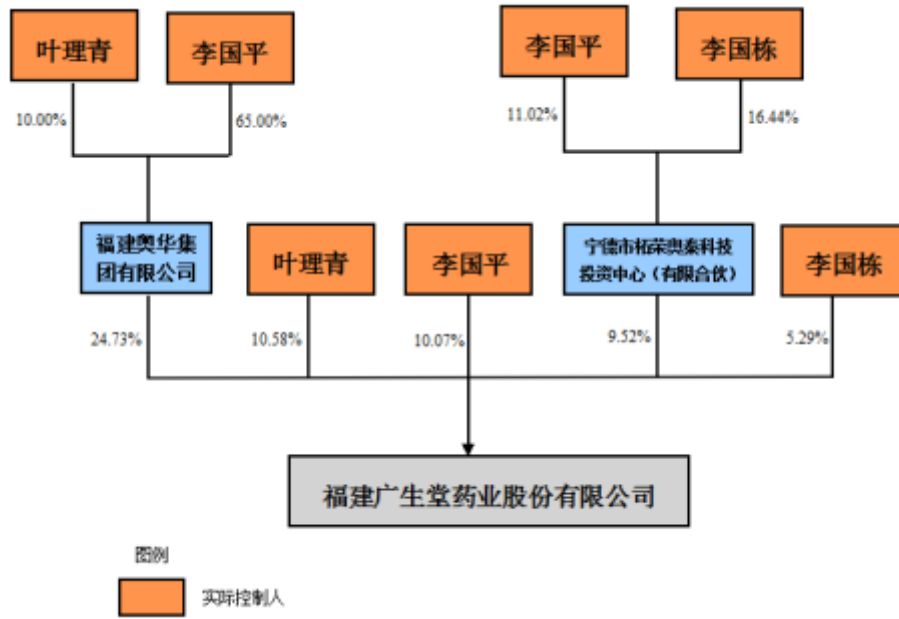
10

2

	/			
		1999 04 05	9135000070 5100933W	

3

10		



4 10%

5



				50	2011 09 20	2020 12 19	13,500, 000	810,80 0	0	0	14,310, 800
				48	2011 09 20	2020 12 19	15,000, 000	0	0	0	15,000, 000
				47	2011 09 20	2020 12 19	7,500,0 00	0	0	0	7,500,0 00

---

0	0	0
0	0	
0	0	60,000

					09 20	08 14						
				45	2017 08 14	2017 12 20	0	0	0	0	0	0
				50	2011 09 20	2017 12 20	0	0	0	0	0	0
				35	2016 07 25	2017 12 20	0	0	0	0	0	0
	--	--	--	--	--	--	36,142, 500	828,30 0	16,000	0	36,953, 300	

					2017	07	22				
					2017	07	25				
					2017	09	19				
					2017	12	20				
					2017	12	20				
					2017	12	20				
					2017	08	14				
					2017	12	20				
					2017	12	20				
					2017	12	20				
					2017	07	25				
					2017	07	25				
					2017	12	19				
					2017	12	20				
					2017	12	20				
					2017	12	20				

			2018 02 28	
			2018 02 28	
			2017 08 14	
			2017 12 20	
			2017 12 20	
			2017 12 20	
			2017 12 20	
			2017 12 20	
			2017 12 20	

**1** 1968  
 1990 7 2006 7 EMBA  
 1995 2016  
 " "

**2** 1970 1988 7

**3** 1971 1993 6  
 EMBA

**4** 2002 1970 1992  
 7 2013 1

2003

**5** 1976

**6** 1986 2011 6

**7** 1963 2000  
 2012 2017 9

**8** 1972 2004  
 2007

9	1964 5	1987 7	
	OTC		
1	1958	1983 1	
		2011 1	2017 11
2	1968	2005 6	
3	1989	2012	
	2012		
1			
2	1943	1969 8	
	2002 6		
3	1963	1985 7	
		2001 6	
4	1966	1990	
	2000	INSEAD " International Diploma for Excecutes in China"	
5	1983	2010 7	
		2014 12	
2010 7			
6			
7	1976	1999	
			2011



2

3

			50		26.76	
			48		0	
			47		33.91	
			48		65.38	
			42		95.49	
			32		13.63	
			55		0	
			46		0	
			54		0	
			60		32.76	
			50		0	
			29		0	
			75		36.85	
			55		28.37	
			56		0	
			35		0	
			42		15.02	



2014 2

45

**3**

2017 12 31		7391.5		2224		5699.5
2095	1692	129	GMP	2720.5		1551

**4**

1

2

3

4

5

[www.cninfo.com.cn](http://www.cninfo.com.cn)

6

7

1

2017		59.74%	2017 03 08	2017 03 09	www.cninfo.com.cn
2016		59.70%	2017 04 11	2017 04 12	www.cninfo.com.cn
2017		59.61%	2017 08 14	2017 08 15	www.cninfo.com.cn
2017		59.61%	2017 09 01	2017 09 04	www.cninfo.com.cn
2017		60.13%	2017 12 20	2017 12 21	www.cninfo.com.cn

2

1

	2	1	1	0	0		0
	2	1	1	0	0		0
	2	1	1	0	0		0
	11	2	9	0	0		5
	11	2	9	0	0		5
	11	2	9	0	0		

2

3

1

6

2017

2

3

4

4

2017

1

2

	2018 03 21	
	<a href="http://www.cninfo.com.cn">http://www.cninfo.com.cn</a>	
		100.00%
		100.00%
	1	1
	2	2
	3	3





	2018 03 19
	2018 H-010



2018 H-010

(

2017 12 31

2017

2017 12 31

2017 <14A609FA[>]7A379C0AB5E4AF2BB62FBF>FF1>B4FB4EA9 9 Tf 0 Tr 45.18 0 T54C2

<b>1</b> _____			
2.96	2017 5.36% 58.66%	3,175	1 2 3 4 5 6
1 2  3			
<b>2</b> _____			
3.19%	2017 2,251.21 5,886.62	19.02%	1 2 3 4 5 6 7
1 2			

" "

**1**

2017 12 31

	408,061,350.14	414,873,165.46



---

	7,996,635.78	5,009,814.39
	57,097,121.92	51,704,827.45
	263,617,035.60	240,122,413.42

	16,103,697.71	15,928,928.70
	194,582.10	
	16,298,279.81	15,928,928.70
	184,421,266.64	148,304,997.43
	141,795,700.00	141,875,700.00
	233,726,695.80	235,082,054.73
	56,941,647.00	59,947,372.00
	41,666,745.18	37,879,490.11
	191,800,605.75	197,471,484.13
	552,048,099.73	552,361,356.97
	552,048,099.73	552,361,356.97
	736,469,366.37	700,666,354.40

2

	391,810,475.24	412,735,321.40

	993,512.24	1,420,035.00
	31,555,223.53	20,041,106.67
	3,585,587.91	890,055.20
	1,097,059.79	2,790,686.99
	1,046,157.06	486,971.81
	24,270,197.94	17,637,003.53
		289,440.76
	1,254,598.28	1,316,925.58
	455,612,811.99	457,607,546.94
	51,418,276.84	26,233,358.48
	108,273,235.37	112,077,185.90
	6,384,427.01	3,972,484.33
	38,984,507.75	20,743,973.21
	22,512,096.88	27,799,022.55
	2,369,109.97	90,176.87
	5,371,304.19	3,781,250.43
	53,189,589.42	51,704,827.45
	288,502,547.43	246,402,279.22
	744,115,359.42	704,009,826.16

	25,228,558.43	28,371,570.57
	4,428,230.37	3,932,265.11
	15,199,010.05	15,216,807.93
	1,156,364.82	4,013,271.47
	121,755,640.44	80,491,698.61
	167,767,804.11	132,025,613.69
	16,103,697.71	15,928,928.70
	194,582.10	
	16,298,279.81	15,928,928.70
	184,066,083.92	147,954,542.39
	141,795,700.00	141,875,700.00
	233,726,695.80	235,082,054.73
	56,941,647.00	59,947,372.00

	41,666,745.18	37,879,490.11
	199,801,781.52	201,165,410.93
	560,049,275.50	556,055,283.77
	744,115,359.42	704,009,826.16

## 3

	296,122,689.22	312,882,593.35
	296,122,689.22	312,882,593.35
	263,406,289.20	239,515,013.05
	38,584,643.66	40,817,569.09
	5,419,669.28	5,708,301.31
	139,160,552.39	110,869,867.56
	91,520,751.08	91,420,081.01
	-11,960,634.40	-10,346,094.37
	681,307.19	1,045,288.45
" "		
" "	-2,755,081.64	-3,545,627.76
	-2,755,081.64	-3,691,381.18
" _"		
" _"	-49,614.95	4,008.24

	7,050,643.99	
" "	36,962,347.42	69,825,960.78
	625,419.88	5,636,847.02
	2,430,553.56	971,197.51
" "	35,157,213.74	74,491,610.29
	1,591,912.05	8,078,609.76
" "	33,565,301.69	66,413,000.53
" "	33,565,301.69	66,413,000.53
" "		
	33,565,301.69	66,413,000.53
1.		
2.		
1.		
2.		
3.		
4.		
5.		
6.		
	33,565,301.69	66,413,000.53
	33,565,301.69	66,413,000.53
	0.24	0.47
	0.24	0.47

4

	295,439,986.43	312,913,099.24
	38,594,879.01	40,822,622.80
	5,395,268.68	5,702,704.61
	133,905,194.16	106,808,697.26
	90,476,306.42	90,629,488.22
	-11,952,789.26	-10,337,418.10
	594,662.09	1,045,384.92
" "		
" "	-2,755,081.64	-3,545,627.76
	-2,755,081.64	-3,691,381.18
" -"	-49,614.95	4,008.24
	7,047,643.99	
" "	42,669,412.73	74,700,000.01
	622,371.17	5,636,847.02
	2,430,553.56	971,197.51
" "	40,861,230.34	79,365,649.52
	2,988,679.68	9,303,427.95
" "	37,872,550.66	70,062,221.57
" "	37,872,550.66	70,062,221.57
" "		
1.		
2.		
1.		
2.		

3.		
4.		
5.		
6.		
	37,872,550.66	70,062,221.57

5

	334,386,051.29	347,578,069.48
	56,925,212.70	14,602,225.14
	391,311,263.99	362,180,294.62
	35,739,866.91	27,828,661.90



	43,188,184.68	251,458,828.30
	364,623,165.46	113,164,337.16
	407,811,350.14	364,623,165.46

## 6

	333,772,759.85	347,582,934.34
	56,900,178.01	14,563,049.85
	390,672,937.86	362,145,984.19
	35,510,974.16	27,764,524.20
	77,843,416.67	64,387,471.94
	53,400,600.99	64,327,973.27
	147,234,154.27	127,641,962.37
	313,989,146.09	284,121,931.78
	76,683,791.77	78,024,052.41
		20,000,000.00
		145,753.42
	682.00	26,000.00
	50,000,000.00	280,000,000.00
	50,000,682.00	300,171,753.42
	31,663,594.93	81,295,181.90
	27,940,000.00	
		20,000,000.00
		50,000,000.00
	59,603,594.93	151,295,181.90
	-9,602,912.93	148,876,571.52

		59,947,372.00
		59,947,372.00
	35,448,925.00	35,000,000.00
	2,556,800.00	
	38,005,725.00	35,000,000.00
	-38,005,725.00	24,947,372.00
	29,075,153.84	251,847,995.93
	362,485,321.40	110,637,325.47
	391,560,475.24	362,485,321.40

7

	141,875,700.00				235,082,054.73	59,947,372.00			37,879,490.11		197,471,484.13		552,361,356.97

	141, 875, 700. 00				235,0 82,05 4.73	59,94 7,372 .00			37,87 9,490 .11		197,4 71,48 4.13		552,3 61,35 6.97
" "	-80, 000. 00				-1,35 5,358 .93	-3,00 5,725 .00			3,787 ,255. 07		-5,67 0,878 .38		-313, 257.2 4
											33,56 5,301 .69		33,56 5,301 .69
	-80, 000. 00				-1,35 5,358 .93	-3,00 5,725 .00							1,570 ,366. 07
1	-80, 000. 00				-2,47 6,800 .00								-2,55 6,800 .00
2													
3													

2													
3													
4													
1													
2													
	141, 795, 700. 00				233,7 26,69 5.80	56,94 1,647 .00			41,66 6,745 .18		191,8 00,60 5.75		552,0 48,09 9.73

	140, 000, 000. 00				175,2 57,97 3.90				30,87 3,267 .95		173,0 64,70 5.76		519,1 95,94 7.61	

	00												
	1,87				59,82	59,94			7,006		24,40		33,16
	5,70				4,080	7,372			,222.		6,778.		5,409
" "	0.00				.83	.00			16		37		.36
											66,41		66,41
											3,000.		3,000
											53		.53
	1,87				59,82	59,94							1,752
	5,70				4,080	7,372							,408.
	0.00				.83	.00							83
1	1,87				58,07								59,94
	5,70				1,672								7,372
	0.00				.00								.00
2													
3					1,752	59,94							-58,1
					,408.	7,372							94,96
					83	.00							3.17
4													
									7,006		-42,0		-35,0
									,222.		06,22		00,00
									16		2.16		0.00
1									7,006		-7,00		
									,222.		6,222.		
									16		16		
2													
3											-35,0		-35,0
											00,00		00,00
											0.00		0.00
4													
1													
2													

3													
4													
1													
2													
	141, 875, 700. 00				235,0 82,05 4.73	59,94 7,372 .00			37,87 9,490 .11		197,4 71,48 4.13		552,3 61,35 6.97

8

	141,8 75,70 0.00				235,08 2,054.7 3	59,947, 372.00			37,879, 490.11		201,1 65,41 0.93		556,05 5,283.7 7
	141,8 75,70 0.00				235,08 2,054.7 3	59,947, 372.00			37,879, 490.11		201,1 65,41 0.93		556,05 5,283.7 7
" "	-80,00 0.00				-1,355, 358.93	-3,005, 725.00			3,787,2 55.07		-1,36 3,629. 41		3,993,9 91.73
											37,87 2,550. 66		37,872, 550.66
	-80,00 0.00				-1,355, 358.93	-3,005, 725.00							1,570,3 66.07

1	-80,00 0.00				-2,476, 800.00						-2,556, 800.00
2											
3					1,121,4 41.07	-3,005, 725.00					4,127,1 66.07
4											
									3,787,2 55.07	-39,2 36,18 0.07	-35,448 ,925.00
1									3,787,2 55.07	-3,78 7,255. 07	
2										-35,4 48,92 5.00	-35,448 ,925.00
3											
1											
2											
3											
4											
1											
2											
	141,7 95,70 0.00				233,72 6,695.8 0	56,941, 647.00			41,666, 745.18	199,8 01,78 1.52	560,04 9,275.5 0

	140,0 00,00 0.00				175,25 7,973.9 0				30,873, 267.95	173,1 09,41 1.52	519,24 0,653.3 7	
	140,0 00,00 0.00				175,25 7,973.9 0				30,873, 267.95	173,1 09,41 1.52	519,24 0,653.3 7	
" "	1,875, 700.0 0				59,824, 080.83	59,947, 372.00			7,006,2 22.16	28,05 5,999. 41	36,814, 630.40	
										70,06		
										2,221.		
										57		

										16	
2										-35,000,000.00	-35,000,000.00
3											
1											
2											
3											
4											
1											
2											
	141,875,700.00				235,082,054.73	59,947,372.00			37,879,490.11	201,165,410.93	556,055,283.77

1

2015 4

2015 537

1,750

A

350

1,400

2015 4 22

2016 11

127

187.57

2017 12 31

14,179.57

913500007297027606

B 10 B

2

1

2

2018 3 19

**1**

15

2014

**2**

12

**1**

**2**

1 1 12 31

**3**

12

4

5

22

6

1

2

1

93

2

A

B

A

B

C

D

3

4

**7**

1

1

2

3

4

5

2

**8**

**9**

1

1

2

3

2

1

2

3

4

**10**

1

1

2

3

4

5

2

1

2

3

4

5

22

3

情形		确认结果
已转移金融资产所有权上几乎所有的风险和报酬		终止确认该金融资产(确认新资产/负债)
既没有转移也没有保留金融资产所有权上几乎所有的风险和报酬	放弃了对该金融资产控制	
	未放弃对该金融资产控制	按照继续涉入所转移金融资产的程度确认有关资产和负债及任何保留权益
保留了金融资产所有权上几乎所有的风险和报酬	继续确认该金融资产,并将收益确认为负债	

1

2

4

( )

5

6

50% 50%

12

**11**

**1**

	10%	50

**2**


1 1	5.00%	5.00%
1 2	15.00%	15.00%
2 3	30.00%	30.00%
3 4	50.00%	50.00%
4 5	80.00%	80.00%
5	100.00%	100.00%

**3**


**12**

5

1

;

2

;

### 13

1

1

2

2

1

2

### 14

1

					20%
	50%				
2					
1					
A		,			
B		,		20	
2					
A					
B					
C					7
D					12
3					
1					
2					
					22

3

15

16

1

2

		20	5%	4.75%
		10	5%	9.50%
		5	5%	19.00%
		5	5%	19.00%

3

1

2

3

4

75%

101

5

**17**

17

1  
GMP

GMP  
GMP

2  
GMP

**18**

1

1

;

2

;

3

2

3

3

1

2

19

20

21

1

7

12

类别	无形资产摊销年限
土地使用权	按土地出让年限或尚可使用年限
药品生产技术	自取得药品生产批件起5年内摊销
办公软件	5年

2

化药类别	研发费用资本化政策
化药一类	进入III期临床至取得生产批件之间的费用资本化
化药二类	进入III期临床至取得生产批件之间的费用资本化
化药三类	获得临床批件至取得生产批件之间的费用资本化
化药四类	获得临床批件至取得生产批件之间的费用资本化
化药五类	获得临床批件至取得生产批件之间的费用资本化
化药六类	获得临床批件至取得生产批件之间的费用资本化

2016 51

化药类别	研发费用资本化政策
化药一类	进入III期临床至取得生产批件之间的费用资本化
化药二类	进入III期临床至取得生产批件之间的费用资本化
化药三类	获得人体生物等效性临床备案至取得生产批件之间的费用资本化
化药四类	获得人体生物等效性临床备案至取得生产批件之间的费用资本化
化药五类	取得临床批件至取得生产批件之间的费用资本化

2

3

2007 7 10

28

中药类别	研发费用资本化政策
中药一类至六类	进入III期临床至取得生产批件之间的费用资本化
中药七类至九类	获得临床批件至取得生产批件之间的费用资本化

3

1

2

3

4

5

22

23

1

24

1

2

1

2

A

B

C

A B

C

3

4

;

25

1

105

2

3

**26**

1

2

1

2

3

**27**

**28**

1

106

2

1

2

3

1

2

**29**

**1**

**2**

**30**

*/*

1

1

2

107

3

2

1

2

**31**

**1**

**2**

A

B

**32**

**33**

**1**

2017 4 28		42 --		
[2017]13		--		1
2017 5 28				
2017 5 10	<	16 -	>	
[2017]15		16 -		
2017 6 12		16 -	"	2
"	2017 1 1			
2017 1 1				
2017 12 25				
2017 30	"	" "	"	3
	"	"		

1 2017 5 28 2017 0 2017

2 2017 1 1 2017 1 1

7,050,643.99 7,050,643.99  
7,050,643.99

3 2017 49,614.95 2016 19,590.20 2016  
15,581.96 2017 49,614.95 2016 4,008.24

2

34

1

		17%
		5%
		5% 7%
		3%

2017

			2%
			0.09%
			15% 25%

	15%
	25%
	25%
	25%
	25%
	25%
	25%
	25%
	25%

2

2

--	--	--

3

4

1

	993,512.24	1,420,035.00
	993,512.24	1,420,035.00

2

--	--

3

--	--	--

4

--	--

- 1 2017 12 31
- 2 2017 12 31
- 3 2017 12 31



--	--	--

3

--	--

--	--	--	--	--	--

4

1	3,544,406.77	97.92%	954,192.90	100.00%
1 2	75,390.00	2.08%		
2 3	0.10			
	3,619,796.87	--	954,192.90	--

4 2

1

2

	1,097,059.79	2,790,686.99
	1,097,059.79	2,790,686.99

2

--	--	--	--	--

8

1

( )		
-----	--	--

2 1

( )				
-----	--	--	--	--

9

1

	1,404,2	100.00	151,96	10.82	1,252,2	894,9	100.00	125,149	13.98%	769,817.
	23.38	%	3.02	%	60.36	67.02	%	.81		21
	1,404,2	100.00	151,96	10.82	1,252,2	894,9	100.00	125,149	13.98%	769,817.
	23.38	%	3.02	%	60.36	67.02	%	.81		21

1				
1	1 )	1,054,412.54	52,720.63	5.00%
1		1,054,412.54	52,720.63	5.00%
1	2	42,105.79	6,315.87	15.00%
2	3	305,955.05	91,786.52	30.00%
3	4	1,200.00	600.00	50.00%
4	5	50.00	40.00	80.00%
5		500.00	500.00	100.00%
		1,404,223.38	151,963.02	10.82%

**2**

29,069.21

0.00

--	--	--

**3**

	1,000.00
	1,256.00

--	--	--	--	--	--

**4**

	667,462.05	693,456.05
	115,842.28	122,453.52
	102,919.05	79,057.45
	518,000.00	
	1,404,223.38	894,967.02

**5**

		518,000.00	1	36.89%	25,900.00
		313,245.00	1	22.31%	15,662.25
		11,668.05	2-3	0.83%	3,500.42
		291,187.00			

	24,288,563.47	3,076.47	24,285,487.00	17,879,176.60	237,119.36	17,642,057.24
--	---------------	----------	---------------	---------------	------------	---------------

4

1

5

2

	220,445.29			220,445.29	
	2,655.60			2,655.60	
	14,018.47			10,942.00	3,076.47
	237,119.36			234,042.89	3,076.47

11

--	--	--	--	--

12

		289,440.76
		289,440.76

13

	26,093.62	737,783.74

	816,737.28	1,055,655.01
	431,720.22	
	3,070.00	
	515,275.72	
	1,792,896.84	1,793,438.75

14

1

--	--	--	--	--	--	--

2

--	--	--	--	--

3

--	--	--	--	--	--	--	--	--	--

4

--	--	--	--	--

5

--	--	--	--	--	--	--

15

1


2

--	--	--	--	--

3

16

1


2

3

17


	16,233, 358.48	4,500,00 0.00		-2,671,93 1.26						18,061,4 27.22	
		200,000. 00		-83,150.3 8						116,849. 62	
	16,233, 358.48	4,700,00 0.00		-2,755,08 1.64						18,178,2 76.84	
	16,233,										

3.		4,700.85	525,758.36		530,459.21
1		4,700.85	525,758.36		530,459.21
4.	92,412,166.86	57,658,213.98	8,062,700.52	3,517,727.21	161,650,808.57
1.	19,005,493.12	16,336,799.35	3,514,810.34	1,713,000.72	40,570,103.53
2.	4,703,244.76	5,169,226.59	1,296,799.87	535,595.82	11,704,867.04
1	4,703,244.76	5,169,226.59	1,296,799.87	535,595.82	11,704,867.04
3.		2,842.55	477,319.71		480,162.26
1		2,842.55	477,319.71		480,162.26
4.	23,708,737.88	21,503,183.39	4,334,290.50	2,248,596.54	51,794,808.31
1.					
2.					
1					
3.					
1					
4.					
1.	68,703,428.98	36,155,030.59	3,728,410.02	1,269,130.67	109,856,000.26
2.	71,591,850.65	36,348,426.19	4,328,993.50	1,804,726.49	114,073,996.83

2

--	--	--	--	--	--

3

--	--	--	--	--	--

4

--	--

5

--	--	--

1 2017 12 31

2 2017 12 31

3 2017 12 31

4 2017 12 31

20

1

	1,494,017.10		1,494,017.10	643,572.66		643,572.66
	1,423,040.04		1,423,040.04	1,423,040.04		1,423,040.04
	841,136.95		841,136.95	819,533.18		819,533.18
	169,106.17		169,106.17	65,804.27		65,804.27
				7,500.00		7,500.00
	1,045,000.00		1,045,000.00	1,045,000.00		1,045,000.00
OA	171,218.77		171,218.77			
	161,839.61		161,839.61			
	1,079,068.37		1,079,068.37			
	6,384,427.01		6,384,427.01	4,004,450.15		4,004,450.15

2

		643,57 2.66	3,148, 244.43	2,231, 051.26	66,748 .73	1,494, 017.10						
		1,423, 040.04				1,423, 040.04						
		819,53 3.18	21,603 .77			841,13 6.95						
		65,804 .27	103,30 1.90			169,10 6.17						
		7,500. 00	-7,500. 00			0.00						
		1,045, 000.00				1,045, 000.00						
OA			171,21 8.77			171,21 8.77						
			161,83 9.61			161,83 9.61						
			3,131,	344,14	1,707,	1,079,						

			097.01	7.87	880.77	068.37						
		4,004, 450.15	6,729, 805.49	2,575, 199.13	1,774, 629.50	6,384, 427.01	--	--	0.00	0.00	0.00%	--

**3**

--	--	--

2017 12 31 ,

**21**

--	--	--

**22**

--	--	--

**23**

**1**

**2**

**24**

25

1

5

1.	22,140,371.80			4,304,058.33	1,088,445.96	27,532,876.09
2.				21,753,223.70		21,753,223.70
1						
2				21,753,223.70		21,753,223.70
3						
3.						
1						
4.	22,140,371.80			26,057,282.03	1,088,445.96	49,286,099.79
1.	1,748,145.34			4,304,058.33	706,737.29	6,758,940.96
2.	449,243.40			2,900,429.80	170,534.46	3,520,207.66
1	449,243.40			2,900,429.80	170,534.46	3,520,207.66
3.						
1						
4.	2,197,388.74			7,204,488.13	877,271.75	10,279,148.62
1.						
2.						
1						
3.						
1						

4.						
1.	19,942,983.06			18,852,793.90	211,174.21	39,006,951.17
2.	20,392,226.46				381,708.67	20,773,935.13

45.33%

2

--	--	--

26

+5	3	2,681,638.24	10,919.26			2,692,557.50
3 )	(	18,577,915.21	3,175,308.49		21,753,223.70	
5		1,173,558.57	-446,057.87			727,500.70
+6	6	3,376.11	1,291,780.97			1,295,157.08
(HIV)	6	2,574,174.00	1,069,184.80			3,643,358.80
	(3 +3	709,650.27	4,083,171.81			4,792,822.08
		971,119.03	1,532,678.03			2,503,797.06
		1,067,534.77	2,162,603.20			3,230,137.97
		40,056.35	2,508,957.89			2,549,014.24
			1,077,751.45			1,077,751.45
		27,799,022.55	16,466,298.03		21,753,223.70	22,512,096.88

21.86%

--	--	--	--	--

2

	1,297,214.00	194,582.10		
	1,297,214.00	194,582.10		

3

		7,996,635.78		5,009,814.39
		194,582.10		

4

		187,641.63	150,000.00
			447,669.57
		187,641.63	597,669.57

5

2020		33,468.46	
		33,468.46	--

30

		2,297,510.27	1,225,215.80
		52,459,611.65	50,479,611.65

	2,340,000.00	
	57,097,121.92	51,704,827.45

**31**

**1**

--	--	--

**2**

--	--	--	--	--

**32**

--	--	--

**33**

**34**

--	--	--

**35**

**1**

	7,715,941.89	7,678,844.84
	13,281,102.95	14,935,282.80
	4,418,107.40	5,884,998.69
	25,415,152.24	28,499,126.33

**2**            **1**

--	--	--

2017 12 31            1

**36**

**1**

	4,428,230.37	3,932,265.11
	4,428,230.37	3,932,265.11

**2**            **1**

--	--	--


**3**

--	--

2017 12 31            1

**37**

**1**



	107,391.26	107,391.26
	196,399.83	220,023.14
	92,496.13	217,132.39
	92,496.13	217,132.39
		3,908.38
	362,904.53	313,977.75
	69,101.60	5,700.96
	1,206,031.26	4,035,069.20

**39**

--	--	--

--	--	--

**40**

--	--	--

1

**41**

**1**

	41,493,248.86	7,819,095.42
	22,983,781.75	12,693,907.84
	56,941,647.00	59,947,372.00
	360,001.30	52,222.50
	121,778,678.91	80,512,597.76

43



133

46

1

--	--	--

2

3

4


47

1

--	--	--

48

1

--	--	--

2





52

--	--	--

53

		+					
	141,875,700.00				-80,000.00	-80,000.00	141,795,700.00

	8	2017					
80,000.00	60,000.00	10,000.00	10,000.00	2016	10		
2.5 ( )	31.71		1,902,600.00				
317,100.00	317,100.00	2,536,800.00	80,000.00				
2,476,800.00	20,000.00		141,795,700.00				
	2017	H-004					

54

1

2


55

	233,329,645.90		2,476,800.00	230,852,845.90
	1,752,408.83	1,121,441.07		2,873,849.90

2017

	235,082,054.73	1,121,441.07	2,476,800.00	233,726,695.80
--	----------------	--------------	--------------	----------------

541,488.00      2,873,849.90      194,582.10      3,609,920.00

56

	59,947,372.00		3,005,725.00	56,941,647.00
	59,947,372.00		3,005,725.00	56,941,647.00

80,000.00      8      2017      31.71      2,536,800.00      2016      2,536,800.00  
468,925.00

57


## 60

	197,471,484.13	173,064,705.76
	197,471,484.13	173,064,705.76
	33,565,301.69	66,413,000.53
	3,787,255.07	7,006,222.16
	35,448,925.00	35,000,000.00
	191,800,605.75	197,471,484.13

- 1) 0.00
- 2) 0.00
- 3) 0.00
- 4) 0.00
- 5) 0.00

## 61

	296,115,258.80	38,584,643.66	312,832,254.85	40,745,018.12
	7,430.42		50,338.50	72,550.97
	296,122,689.22	38,584,643.66	312,882,593.35	40,817,569.09

## 62

	2,008,809.52	2,286,215.08
	2,008,809.51	2,286,215.07
	14,059.84	41,151.86
	168,157.14	37,670.59
	429,565.04	368,320.14
	783,533.95	688,625.10
	6,734.28	

		103.47
	5,419,669.28	5,708,301.31

## 63

	85,479,471.31	60,252,844.93
	38,857,367.09	34,398,048.70
	6,133,225.15	6,678,748.42
	3,290,944.80	3,262,635.17
	1,653,277.60	2,298,414.85
	2,015,125.35	2,095,002.90
	831,811.49	1,095,747.70
	800,656.24	652,719.08
	98,673.36	135,705.81
	139,160,552.39	110,869,867.56

## 64

	14,071,747.96	14,038,327.77
	58,866,245.43	60,806,795.37
	8,660,102.15	5,451,151.10
	1,379,733.87	1,599,672.05
	2,177,093.89	2,202,186.96
	1,469,867.67	1,392,796.62
	1,138,101.25	840,530.04
	929,163.89	972,840.06
		268,496.24
	1,047,264.59	1,189,459.23
	1,781,430.38	2,657,825.57
	91,520,751.08	91,420,081.01

65



**69**

	-49,614.95	4,008.24

2017

	7,758.11	42,025.36	7,758.11
	625,419.88	5,636,847.02	625,419.88

								/
							1,440,175.46	
							2,000,000.00	
							21,000.00	
							46,485.00	
							623,400.00	

2014



	34,837,009.00	1,772,467.89
	527,661.32	36,518.05
	7,233,131.71	4,241,185.00
	13,709,709.50	8,098,178.44
	617,701.17	453,875.76
	56,925,212.70	14,602,225.14

**2**

	143,555,924.67	129,144,778.29
	3,986,342.36	25,991.68
	2,487,162.26	1,017,684.81
	150,029,429.29	130,188,454.78

**3**

	50,000,000.00	280,000,000.00
	50,000,000.00	280,000,000.00

**4**

		50,000,000.00
		50,000,000.00

**5**

--	--	--

6

	2,556,800.00	
	2,556,800.00	

76

1

1	--	--
	33,565,301.69	66,413,000.53
	681,307.19	1,045,288.45
	11,704,867.04	10,391,697.90
	3,520,207.66	1,320,571.27
	345,363.47	618,907.61
" "	49,614.95	-19,590.20
" "		15,581.96
" "	2,755,081.64	3,545,627.76
" "	-2,986,821.39	-2,036,939.26
" "	194,582.10	
" "	-6,643,429.76	-4,789,254.75
" "	-13,347,872.36	-13,311,523.00
" "	41,455,034.56	11,183,228.50
	174,769.01	-534,275.46
	71,468,005.80	73,842,321.31
2	--	--
3	--	--
	407,811,350.14	364,623,165.46
	364,623,165.46	113,164,337.16
	43,188,184.68	251,458,828.30

2

	--
	--
	--

3

	--
	--
	--

4

	407,811,350.14	364,623,165.46
	407,811,350.14	364,623,165.46
	407,811,350.14	364,623,165.46

77

" "

78

	250,000.00	
	250,000.00	--

79

1

	90,000.00	6.5342	588,078.00

2

80

81

1

1

--	--	--	--	--	--	--	--	--

2

--	--

**3**



**4**

**5**

**6**

**2**

**1**



**2**



**3**



3

4

5

6

1

1

				100.00%		
				100.00%		
				100.00%		
				100.00%		
				100.00%		
				100.00%		
					100.	

---

					00%	
					100.	
					00%	

**2**

--	--	--	--	--

**3**



**4**

**5**

2

1

2

3

1

				49.00%		
				32.50%		

20%

20%

2

	/	/
--	---	---

3

	/	/
	7,876,834.72	4,695,519.07
	9,712,586.54	10,906,175.34
	17,589,421.26	15,601,694.41
	6,229,365.70	3,288,718.29
	6,229,365.70	3,288,718.29
	11,360,055.56	12,312,976.12
	5,566,427.22	6,033,358.30

	18,061,427.22	16,233,358.48
	5,135,916.76	1,512,830.52
	-5,452,920.56	-7,533,430.97
	-5,452,920.56	-7,533,430.97

4

	/	/
	--	--
	--	--
	--	--
	--	--

5

6

--	--	--	--

7

8

4

				/

5

6

2017 12 31

3,175.00

12

1

2017 12 31

4.08

1.68

1

2017 12 31

588,078.00

2

2017 12 31

3

1




4


5

1

/

		99,631.14			

/

--	--	--	--

2

/

/

/

/	/	/	/	/	/	/
---	---	---	---	---	---	---

/

/

/	/	/	/	/	/	/
---	---	---	---	---	---	---

/

3

( )		2,285.72	2,281.08

		88,266.67	

A 1

2017 11

29 2021 2 28 2017 11 9 92,680

**4**

--	--	--	--	--

--	--	--	--	--

**5**


**6**

--	--	--	--

**7**

		4,760,653.92	3,800,123.43







2

3

1

2

4

5



6

1



3

4

7

8

1

1

	33,250, 203.28	99.10 %	1,694,9 79.75	5.10%	31,555, 223.53	21,09 7,904 .44	98.59 %	1,056,7 97.77	5.00%	20,041,1 06.67
	300,76 6.40	0.90%	300,76 6.40	100.00 %		300,7 66.40	0.90%	300,766 .40	100.00%	
	33,550, 969.68	100.00 %	1,995,7 46.15	5.95%	31,555, 223.53	21,39 8,670 .84	100.00 %	1,357,5 64.17	6.34%	20,041,1 06.67

1			
1 1 )	32,864,663.10	1,643,233.16	5.00%
1	32,864,663.10	1,643,233.16	5.00%
1 2	299,610.00	44,941.50	15.00%
3 4	13,610.18	6,805.09	50.00%
	33,177,883.28	1,694,979.75	5.10%

2

638,181.98


0.00

--	--	--

**3**



**4**



4 1

2

0.00

43,519.89

--	--	--

3

	1,000.00
	1,256.00

--	--	--	--	--	--

4

	376,275.05	402,269.05
	102,218.05	117,453.52
	114,151.28	77,512.45
	518,000.00	
	1,110,644.38	597,235.02

5

--	--	--	--	--	--

518,000.00 1

		40,950.00	1	3.69%	2,047.50
		22,812.00	1	2.05%	1,140.60
	--	1,009,594.10	--	90.90%	53,396.72

6

--	--	--	--	--

7

8

3

	33,240,000.00		33,240,000.00	10,000,000.00		10,000,000.00
	18,178,276.84		18,178,276.84	16,233,358.48		16,233,358.48
	51,418,276.84		51,418,276.84	26,233,358.48		26,233,358.48

1

	10,000,000.00	5,000,000.00		15,000,000.00		
		300,000.00		300,000.00		
		2,540,000.00		2,540,000.00		
		200,000.00		200,000.00		
		15,200,000.00		15,200,000.00		
	10,000,000.00	23,240,000.00		33,240,000.00		

2


5

	-2,755,081.64	-3,691,381.18
		145,753.42
	-2,755,081.64	-3,545,627.76

6

1

	-49,614.95	
	7,058,692.70	
	-1,813,182.39	
	803,029.61	
	4,392,865.75	--

1

1

2

		/	/
	6.43%	0.24	0.24
	5.59%	0.2065	0.2076

3

1

2

3

4

